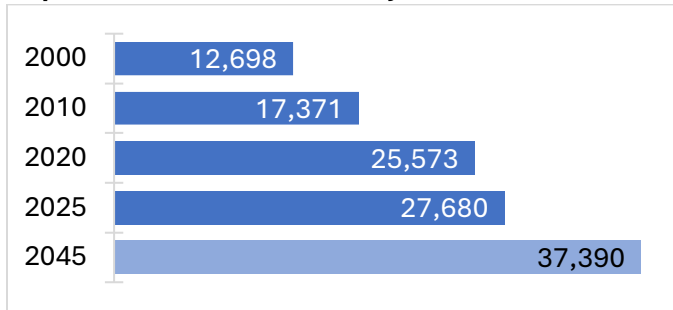


Demographics

Population – Estimates & Projections



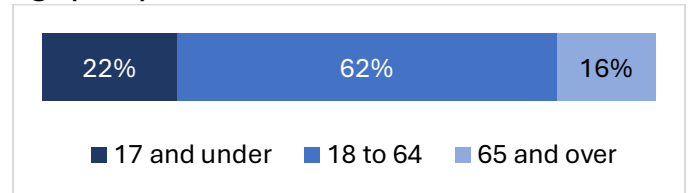
Average Annual Population Growth

2000-2010: 3.2% per year  
 2010-2020: 3.0% per year

Language Spoken at Home (2020-2024)\*

English Only	90.8%
Spanish	2.8%
Korean	0.6%
Chinese	0.4%
Vietnamese	1.1%
Tagalog	0.5%
Other Language	3.7%
<b>TOTAL</b>	<b>100.0%</b>

Age (2020)



Median Age: 37.8

Race & Ethnicity (2020)

Race

White	76%
Black & African American	3%
American Indian & Alaska Native	1%
Asian	5%
Native Hawaiian & Other Pacific Islander	1%
Other Race	2%
Two or More Races	12%
<b>TOTAL</b>	<b>100%</b>

Ethnicity

Hispanic or Latino	9%
Not Hispanic or Latino	91%
<b>TOTAL</b>	<b>100%</b>

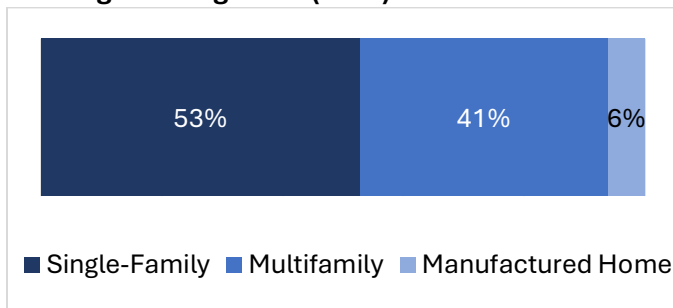
Households & Housing

Households (2020)

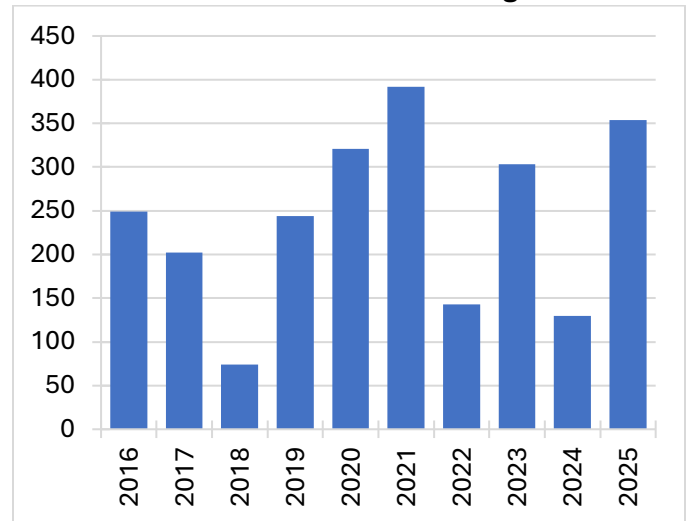
Total Households: 11,488  
 Average Household Size: 2.39

Median Home Sale Price (2024): \$509,980

Existing Housing Units (2025)



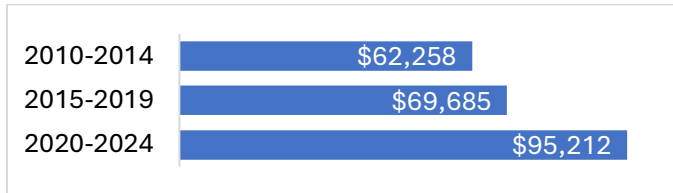
New Residential Units Issued Building Permits



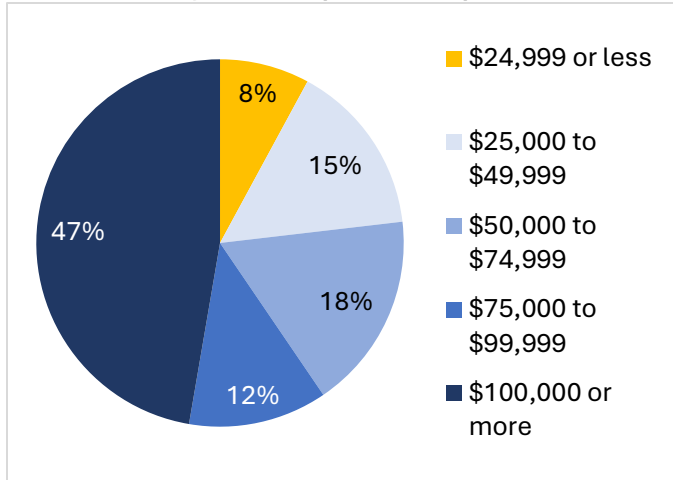
\*Estimates based on survey data and may have a large margin of error.

Employment & Income

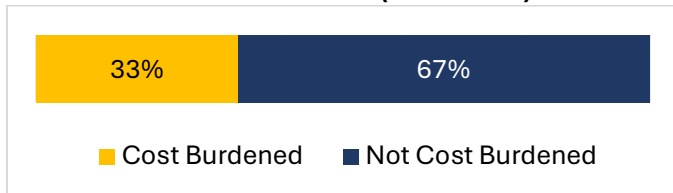
Median Household Income\*



Households by Income (2020-2024)\*



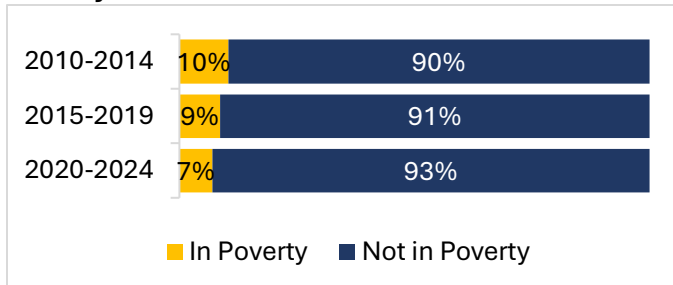
Cost Burdened Households (2020-2024)\*



Cost Burdened	3,561
Severely Cost Burdened**	1,472
Not Cost Burdened	7,259
<b>TOTAL Households</b>	<b>10,820</b>

\*\*Severely cost burdened households are a subset of cost burdened households.

Poverty Rate\*



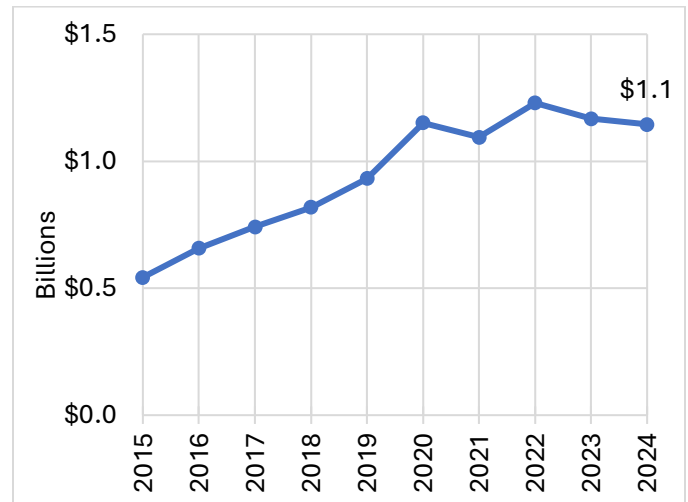
Jobs (2023 Estimate\*\*)

Resource, Construction, Utilities	1,752
Manufacturing, Wholesale Trade	2,740
Retail, Accommodation, Food	3,187
Transportation, Warehousing	536
Services	6,861
Finance, Insurance, Real Estate	594
Government	9,955

**Total Jobs** **25,625**

\*\*Includes covered employment in the City of Tumwater and its unincorporated Urban Growth Area.

Taxable Retail Sales



**LEARN MORE** about statistics, trends, analyses and comparisons for Thurston County and its jurisdictions at The Profile:

[www.trpc.org/theprofile](http://www.trpc.org/theprofile).



Thurston Regional Planning Council  
 2411 Chandler Ct SW  
 Olympia, WA 98502  
[info@trpc.org](mailto:info@trpc.org)  
 Phone: 360-956-7575