


Demographics

Population – Estimates & Projections



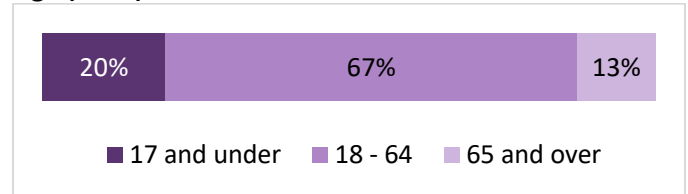
Average Annual Population Growth

2000-2010: -1.1% per year
 2010-2020: 0.3% per year

Language Spoken at Home (2014-2018)*

English Only	100.0%
Spanish	0.0%
Korean	0.0%
Chinese	0.0%
Vietnamese	0.0%
Tagalog	0.0%
Other Language	0.0%
TOTAL	100.0%

Age (2010)



Median Age: 40

Race & Ethnicity (2010)

Race

White	98.4%
Black & African American	0%
American Indian & Alaska Native	<1%
Asian	0%
Native Hawaiian & Other Pacific Islander	0%
Other Race	1%
Two or More Races	0%
TOTAL	100%

Ethnicity

Hispanic	7%
Not Hispanic	93%
TOTAL	100%

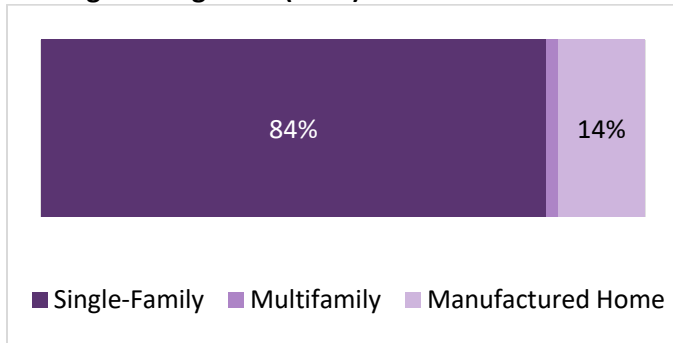
Households & Housing

Households (2010)

Total Households: 222
 Average Household Size: 2.53

Average Home Sale Price (2018): \$171,806

Existing Housing Units (2020)



New Residential Units Issued Building Permits



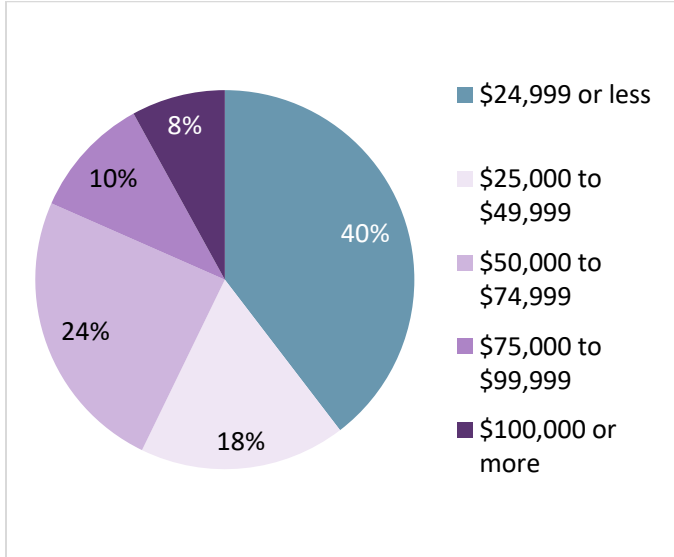
*Estimates based on survey data and may have a large margin of error.

Employment & Income

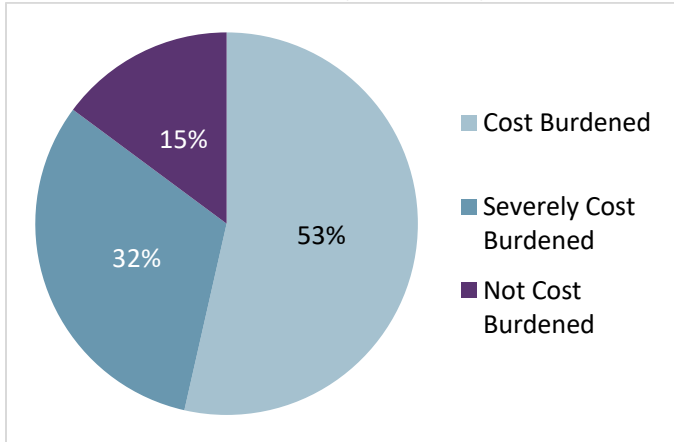
Median Household Income (adjusted for inflation)*



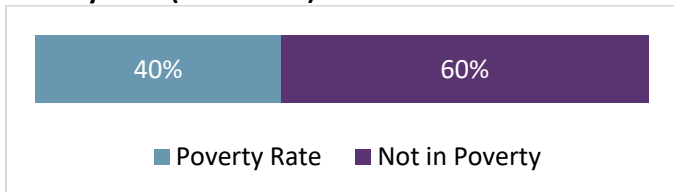
Households by Income (2014-2018)*



Cost Burdened Households (2013-2017)*



Poverty Rate (2014-2018)*



Jobs (2017 Estimate)

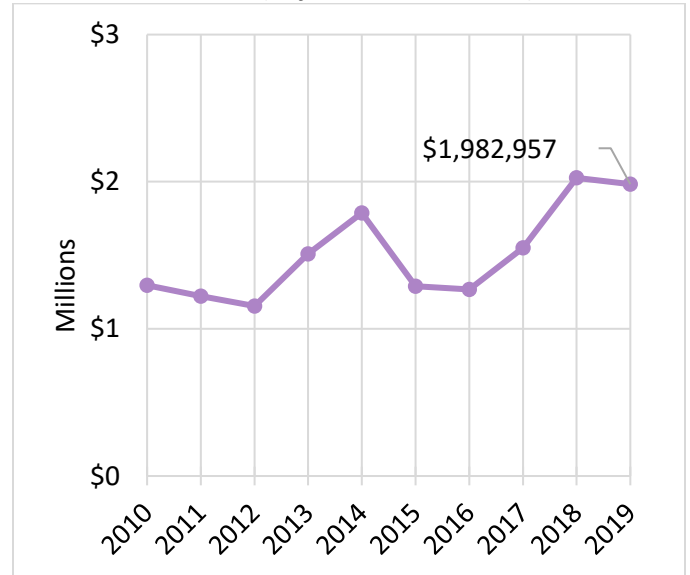
Resource, Construction, Utilities	0
Manufacturing, Wholesale Trade	0
Retail, Accommodation, Food	20
Transportation, Warehousing	10
Services	50
Finance, Insurance, Real Estate	10
Government	0

Total Jobs**

90

**Numbers may not add due to rounding.

Taxable Retail Sales (adjusted for inflation)



LEARN MORE about statistics, trends, analyses and comparisons for Thurston County and its jurisdictions at The Profile: www.trpc.org/theprofile.



Thurston Regional Planning Council
 2411 Chandler Ct SW
 Olympia, WA 98502
info@trpc.org
 Ph: 360-956-7575

*Estimates based on survey data and may have a large margin of error.