

## CTR Employer Survey Report

Thank you for completing your Commute Trip Reduction survey. This report contains the survey results.

Employer Id : E10538

Participation : CTR

Employer : Group Health

Status : Affected

Worksite : Group Health Cooperative

Survey Type : Online

Street : 700 Lilly Rd Ne

Response Rate : 75%

Jurisdiction : City of Olympia

Survey Date : 6/24/2019

### Non-Drive Alone & One-Way VMT Rates at this Worksite

Non-Drive Alone Rate : 11.3%

Drive Alone Rate : 88.7%

One-Way VMT per employee : 13.8

Average One-Way distance home to work : 16.2

### Employees and Survey Response Information

Reported Total Employees at Worksite: 437

Surveys Distributed : 437

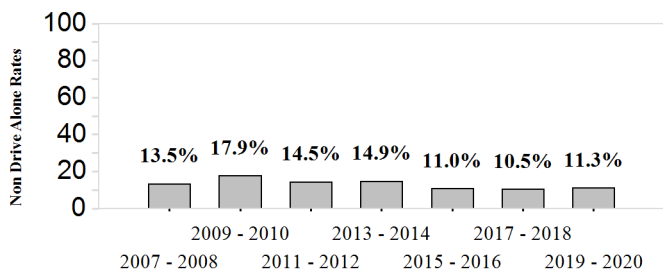
Surveys Returned : 328

Surveys Returned by CTR Affected\* Employees : 217

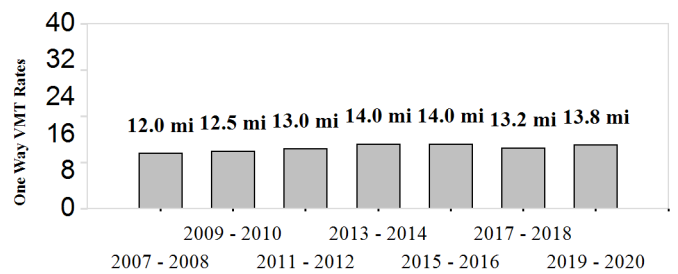
Total Estimated CTR Affected Employees at Worksite : 289

\*CTR Affected employees filled out the survey as being full-time and commuting (typically) to work at least twice between 6a and 9a, Monday through Friday.

Non Drive Alone Rates - ALL Employees



One Way VMT per Employee - ALL Employees



### Site History and Targets

### Annual Metric Tons CO2e Pounds CO2e

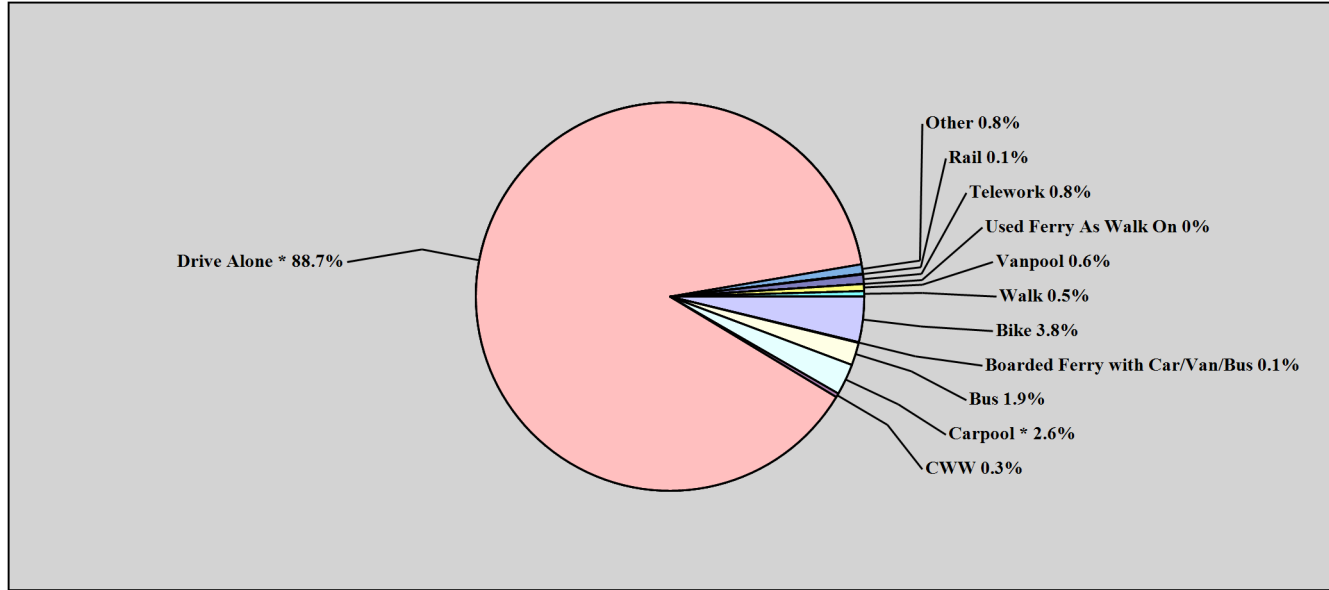
| Cycle                         | Non Drive Alone Rate - All | Non Drive Alone Rate - CTR Affected | Emissions for Surveyed Employees | Estimated Emissions for Total Employment | GHG per Employee's Roundtrip | VMT per Employee - All | VMT per Employee - CTR Affected |
|-------------------------------|----------------------------|-------------------------------------|----------------------------------|--|------------------------------|------------------------|---------------------------------|
| 2007 - 2008                   | 13.5%                      | 12.6%                               | 816                              | 1056                                     | 21.3                         | 12.0                   | 12.9                            |
| 2009 - 2010                   | 17.9%                      | 19.3%                               | 796                              | 1238                                     | 25.0                         | 12.5                   | 13.2                            |
| 2011 - 2012                   | 14.5%                      | 15.7%                               | 1021                             | 1290                                     | 26.0                         | 13.0                   | 13.3                            |
| 2013 - 2014                   | 14.9%                      | 15.5%                               | 1031                             | 1380                                     | 27.8                         | 14.0                   | 14.8                            |
| 2015 - 2016                   | 11.0%                      | 9.9%                                | 829                              | 1127                                     | 22.7                         | 14.0                   | 13.7                            |
| 2017 - 2018                   | 10.5%                      | 10.6%                               | 858                              | 1124                                     | 22.7                         | 13.2                   | 13.4                            |
| Target                        | 19.5%                      |                                     |                                  |  | Target:                      | 9.8                    |                                 |
| % Point Change Target:        | 6.0                        |                                     |                                  |  | % Change Target:             | -18.0%                 |                                 |
| % Point Change from Baseline: | -2.2                       |                                     |                                  |  | % Change from Baseline:      | 15.0%                  |                                 |

GHG calculations are based on VMT and estimated total round-trip commutes for all employees. Modes that contribute to GHG include driving alone, carpooling, vanpooling, and riding a motorcycle. The use of other modes (e.g., transit, rail, walking, ferry) do not increase a worksite's GHG calculation. For more information about how GHG is calculated, please contact your jurisdiction's representative.

### Commute Trips By Mode - All Employees

Q.4: Last week, what type of transportation did you use each day to commute TO your usual work location? (Mode used for the longest distance.)

Mode Split - All Employees



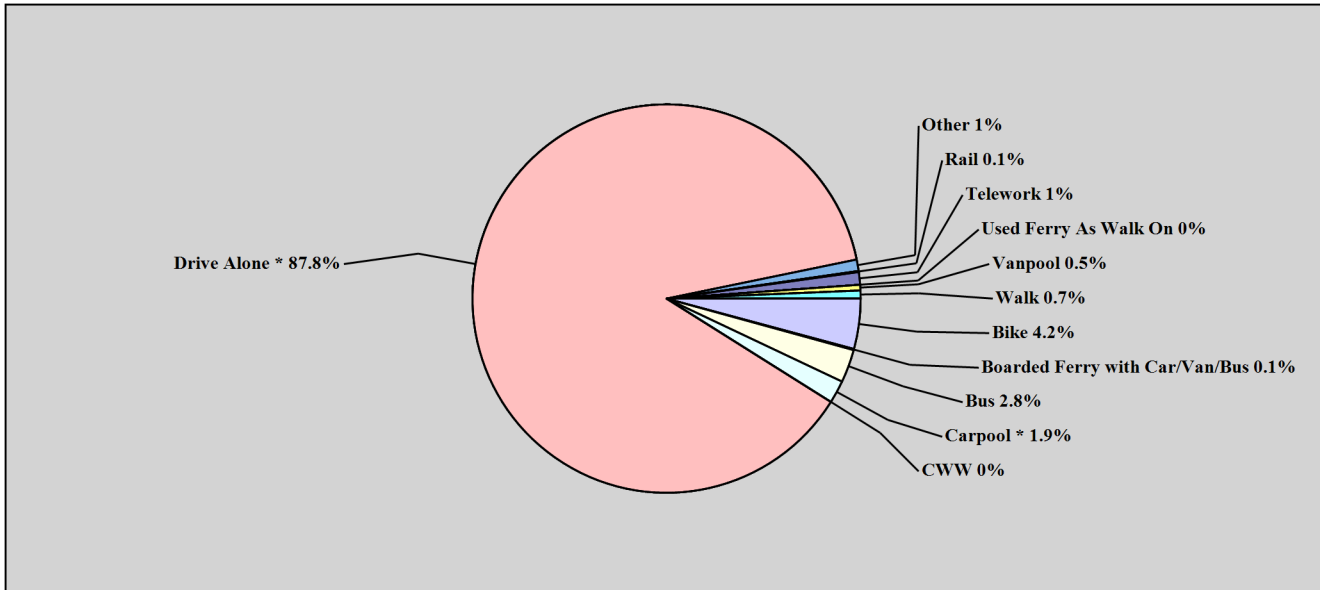
| Mode                           | Trips During This Survey | % of Trips During This Survey | % of Trips During Previous Survey | Employees Who Used This Mode at Least Once During This Survey | % of Employees Who Used This Mode at Least Once During This Survey | % of Employees Who Used This Mode at Least Once During Previous Survey |
|--------------------------------|--------------------------|-------------------------------|-----------------------------------|---|--|--|
| Drive Alone *                  | 1,364                    | 88.7%                         | 89.5%                             | 305   | 93.0%  | 95.0%  |
| Carpool *                      | 40                       | 2.6%                          | 2.2%                              | 15  | 4.6%   | 3.8%   |
| Vanpool                        | 9                        | 0.6%                          | 0.5%                              | 3   | 0.9%   | 0.6%   |
| Bus                            | 29                       | 1.9%                          | 1.8%                              | 6   | 1.8%   | 1.9%   |
| Rail                           | 1                        | 0.1%                          | 0.0%                              | 1   | 0.3%   | 0.0%   |
| Bike                           | 58                       | 3.8%                          | 1.6%                              | 22  | 6.7%   | 2.8%   |
| Walk                           | 7                        | 0.5%                          | 1.8%                              | 2   | 0.6%   | 2.2%   |
| Telework                       | 12                       | 0.8%                          | 0.5%                              | 7   | 2.1%   | 1.6%   |
| CWW                            | 5                        | 0.3%                          | 0.5%                              | 3   | 0.9%   | 2.2%   |
| Boarded Ferry with Car/Van/Bus | 1                        | 0.1%                          | 0.0%                              | 1   | 0.3%   | 0.0%   |
| Used Ferry As Walk On          | 0                        | 0.0%                          | 0.0%                              | 0   | 0.0%   | 0.0%   |
| Other                          | 12                       | 0.8%                          | 1.6%                              | 4   | 1.2%   | 1.9%   |

\* Motorcycle-1 is now included in Drive Alone and Motorcycle-2 is included in Carpool. Information about these trips is still available by request.

### Commute Trips By Mode - Affected Employees

Q.4: Last week, what type of transportation did you use each day to commute TO your usual work location? (Mode used for the longest distance.)

Mode Split - CTR Affected Employees



| Mode                           | Trips During This Survey | % of Trips During This Survey | % of Trips During Previous Survey | Employees Who Used This Mode at Least Once During This Survey | % of Employees Who Used This Mode at Least Once During This Survey | % of Employees Who Used This Mode at Least Once During Previous Survey |
|--------------------------------|--------------------------|-------------------------------|-----------------------------------|---|--|--|
| Drive Alone *                  | 925                      | 87.8%                         | 89.4%                             | 202   | 93.1%  | 95.1%  |
| Carpool *                      | 20                       | 1.9%                          | 1.9%                              | 7   | 3.2%   | 3.8%   |
| Vanpool                        | 5                        | 0.5%                          | 0.9%                              | 2   | 0.9%   | 1.1%   |
| Bus                            | 29                       | 2.8%                          | 1.9%                              | 6   | 2.8%   | 2.2%   |
| Rail                           | 1                        | 0.1%                          | 0.0%                              | 1   | 0.5%   | 0.0%   |
| Bike                           | 44                       | 4.2%                          | 1.6%                              | 16  | 7.4%   | 2.7%   |
| Walk                           | 7                        | 0.7%                          | 1.1%                              | 2   | 0.9%   | 1.1%   |
| Telework                       | 11                       | 1.0%                          | 0.8%                              | 6   | 2.8%   | 2.7%   |
| CWW                            | 0                        | 0.0%                          | 0.6%                              | 0   | 0.0%   | 2.7%   |
| Boarded Ferry with Car/Van/Bus | 1                        | 0.1%                          | 0.0%                              | 1   | 0.5%   | 0.0%   |
| Used Ferry As Walk On          | 0                        | 0.0%                          | 0.0%                              | 0   | 0.0%   | 0.0%   |
| Other                          | 10                       | 1.0%                          | 1.8%                              | 3   | 1.4%   | 2.2%   |

\* Motorcycle-1 is now included in Drive Alone and Motorcycle-2 is included in Carpool. Information about these trips is still available by request.

**Alternative Modes - Number of Employees Who Used a Non-Drive Alone Mode:**

| Non-Drive Alone Number Of Days | Exactly this # of Employees | Exactly this % of Employees | At least # of Employees | At least % of employees |
|--------------------------------|-----------------------------|-----------------------------|-------------------------|-------------------------|
| <b>0 Day</b>                   | 272                         | 83%                         | 328                     | 100%                    |
| <b>1 Days</b>                  | 14                          | 4%                          | 56                      | 17%                     |
| <b>2 Days</b>                  | 9                           | 3%                          | 42                      | 13%                     |
| <b>3 Days</b>                  | 8                           | 2%                          | 33                      | 10%                     |
| <b>4 Days</b>                  | 11                          | 3%                          | 25                      | 8%                      |
| <b>5 Days</b>                  | 12                          | 4%                          | 14                      | 4%                      |
| <b>6 or More Days</b>          | 2                           | 1%                          | 2                       | 1%                      |

**Count by Occupancy of Carpools and Vanpools**

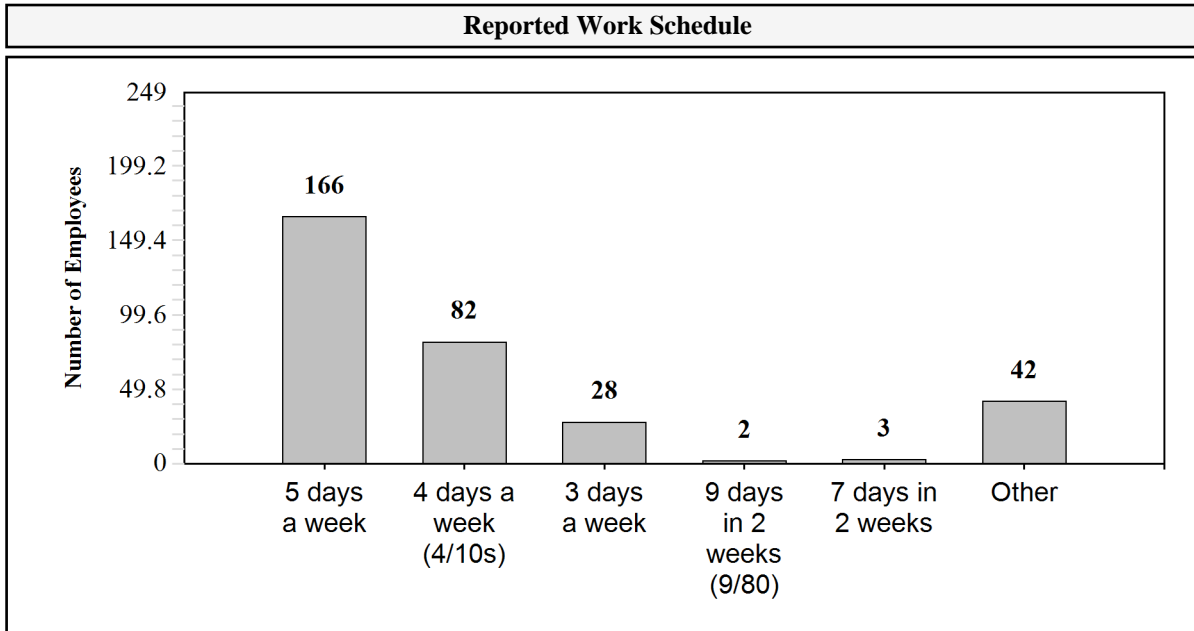
Q.5 If you used a carpool or vanpool as part of your commute, how many people (age 16 or older) are usually in the vehicle?

| Ridesharing Occupancy | Mode    | Response Count |
|-----------------------|---------|----------------|
| <b>2*</b>             | Carpool | 39             |
| <b>3</b>              | Carpool | 0              |
| <b>4</b>              | Carpool | 1              |
| <b>5</b>              | Carpool | 0              |
| <b>&gt;5</b>          | Carpool | 0              |
| <b>&lt;5</b>          | Vanpool | 9              |
| <b>5</b>              | Vanpool | 0              |
| <b>6</b>              | Vanpool | 0              |
| <b>7</b>              | Vanpool | 0              |
| <b>8</b>              | Vanpool | 0              |
| <b>9</b>              | Vanpool | 0              |
| <b>10</b>             | Vanpool | 0              |
| <b>11</b>             | Vanpool | 0              |
| <b>12</b>             | Vanpool | 0              |
| <b>13</b>             | Vanpool | 0              |
| <b>14</b>             | Vanpool | 0              |
| <b>&gt;14</b>         | Vanpool | 0              |

\* Motorcycle-2 counted with Carpool-2 for this table.

## Reported Work Schedule - All Employees

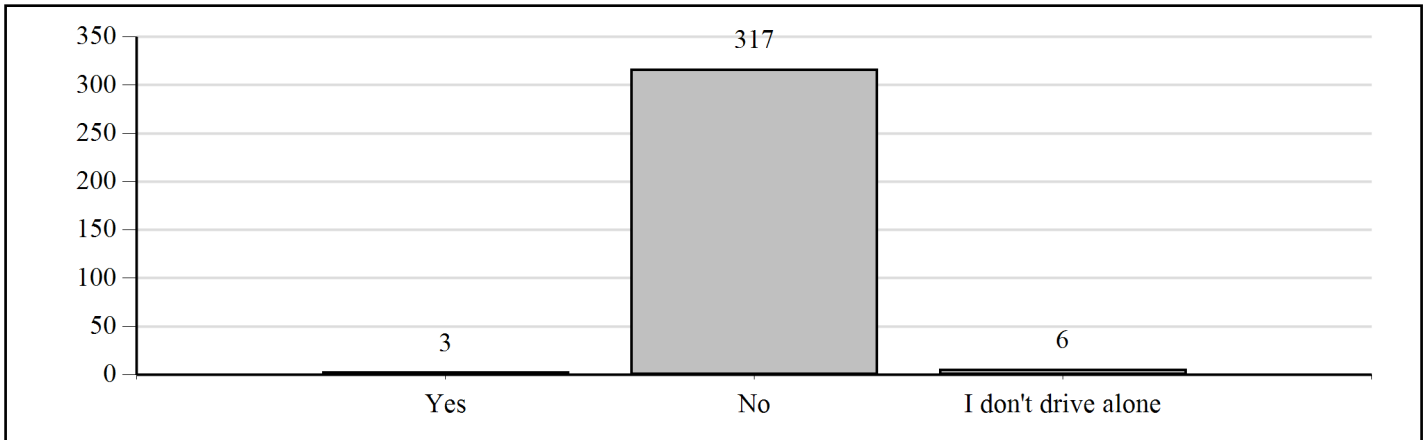
Q.8 Which of the following best describes your work schedule?



| Reported Work Schedule   | # Of Responses | % Of Employees |
|--------------------------|----------------|----------------|
| 5 days a week            | 166            | 51.4%          |
| 4 days a week (4/10s)    | 82             | 25.4%          |
| 3 days a week            | 28             | 8.7%           |
| 9 days in 2 weeks (9/80) | 2              | 0.6%           |
| 7 days in 2 weeks        | 3              | 0.9%           |
| Other                    | 42             | 13%            |

### Parking and Telework

**Q.9: On the most recent day that you drove alone to work, did you pay to park? (Mark "yes" if you paid that day, if you prepaid, if you are billed later, or if the cost of parking is deducted from your paycheck.)**



**Q.10: How many days do you typically telework?**

| Telework Frequency                  | # of Responses | % of Responses |
|-------------------------------------|----------------|----------------|
| No Answer/Blank                     | 2              | 0.6%           |
| I don't telework                    | 297            | 90.5%          |
| Occasionally, on an as-needed basis | 15             | 4.6%           |
| 1-2 days/month                      | 3              | 0.9%           |
| 1 day/week                          | 6              | 1.8%           |
| 2 days/week                         | 3              | 0.9%           |
| 3 days/week                         | 2              | 0.6%           |

**Reasons for driving alone to work/not driving alone to work**
**Q11. When you do not drive alone to work, what are the three most important reasons?**

| Question Text  | # of Responses | % of Responses |
|--|----------------|----------------|
| Other  | 95             | 22.4%          |
| Personal health or well-being                                  | 64             | 15.1%          |
| Environmental and community benefits                           | 58             | 13.7%          |
| To save money  | 55             | 13.0%          |
| Financial incentives for carpooling, bicycling or walking.     | 30             | 7.1%           |
| Driving myself is not an option                                | 28             | 6.6%           |
| Free or subsidized bus, train, vanpool pass or fare benefit    | 23             | 5.4%           |
| To save time using the HOV lane                                | 22             | 5.2%           |
| Emergency ride home is provided                                | 17             | 4.0%           |
| I have the option of teleworking                               | 14             | 3.3%           |
| Cost of parking or lack of parking                             | 12             | 2.8%           |
| I receive a financial incentive for giving up my parking space | 3              | 0.7%           |
| Preferred/reserved carpool/vanpool parking is provided         | 3              | 0.7%           |

**Q12. When you drive alone to work, what are the three most important reasons?**

| Question Text   | # of Responses | % of Responses |
|---|----------------|----------------|
| I like the convenience of having my car                   | 189            | 26.2%          |
| Riding the bus or train is inconvenient or takes too long | 139            | 19.3%          |
| Family care or similar obligations                        | 125            | 17.3%          |
| Other   | 93             | 12.9%          |
| My commute distance is too short                          | 86             | 11.9%          |
| Bicycling or walking isn't safe                           | 45             | 6.2%           |
| My job requires me to use my car for work                 | 25             | 3.5%           |
| I need more information on alternative modes              | 15             | 2.1%           |
| There isn't any secure or covered bicycle parking         | 4              | 0.6%           |

**Commute Mode By ZipCode for All Employees**

Q6. What is your home zip code?

| Home Zip code | Total Employees | Employee Percentage | Weekly Count of Trips By Mode |         |         |            |     |       |      |      |          |     |                     |                 |       |
|---------------|-----------------|---------------------|-------------------------------|---------|---------|------------|-----|-------|------|------|----------|-----|---------------------|-----------------|-------|
|               |                 |                     | Drive Alone                   | Carpool | Vanpool | Motorcycle | Bus | Train | Bike | Walk | Telework | CWW | Ferry (Car/Van/Bus) | Ferry (walk-on) | Other |
| 98501         | 64              | 19.51%              | 257                           | 0       | 0       | 0          | 0   | 0     | 32   | 0    | 0        | 3   | 0                   | 0               | 0     |
| 98503         | 33              | 10.06%              | 123                           | 0       | 0       | 0          | 12  | 0     | 11   | 0    | 0        | 0   | 0                   | 0               | 5     |
| 98502         | 29              | 8.84%               | 116                           | 9       | 0       | 0          | 2   | 0     | 5    | 0    | 2        | 0   | 0                   | 0               | 0     |
| 98506         | 27              | 8.23%               | 87                            | 11      | 0       | 0          | 5   | 0     | 5    | 7    | 1        | 0   | 0                   | 0               | 0     |
| 98512         | 26              | 7.93%               | 116                           | 0       | 0       | 0          | 0   | 0     | 1    | 0    | 0        | 0   | 0                   | 0               | 3     |
| 98516         | 26              | 7.93%               | 125                           | 1       | 0       | 0          | 0   | 0     | 2    | 0    | 0        | 0   | 0                   | 0               | 4     |
| 98513         | 18              | 5.49%               | 87                            | 0       | 0       | 0          | 0   | 1     | 0    | 0    | 2        | 0   | 0                   | 0               | 0     |
| 98579         | 10              | 3.05%               | 49                            | 0       | 0       | 0          | 0   | 0     | 0    | 0    | 0        | 0   | 0                   | 0               | 0     |
| 98597         | 9               | 2.74%               | 30                            | 10      | 0       | 0          | 0   | 0     | 0    | 0    | 0        | 0   | 0                   | 0               | 0     |
| 98498         | 7               | 2.13%               | 28                            | 0       | 0       | 0          | 0   | 0     | 2    | 0    | 2        | 0   | 0                   | 0               | 0     |
| 98531         | 7               | 2.13%               | 20                            | 5       | 4       | 0          | 0   | 0     | 0    | 0    | 0        | 2   | 0                   | 0               | 0     |
| 98584         | 6               | 1.83%               | 25                            | 0       | 0       | 0          | 0   | 0     | 0    | 0    | 0        | 0   | 0                   | 0               | 0     |
| 98532         | 5               | 1.52%               | 15                            | 3       | 5       | 0          | 0   | 0     | 0    | 0    | 0        | 0   | 0                   | 0               | 0     |
| 98327         | 4               | 1.22%               | 17                            | 0       | 0       | 0          | 0   | 0     | 0    | 0    | 1        | 0   | 0                   | 0               | 0     |
| 98387         | 3               | 0.91%               | 14                            | 0       | 0       | 0          | 0   | 0     | 0    | 0    | 0        | 0   | 0                   | 0               | 0     |
| 98499         | 3               | 0.91%               | 14                            | 0       | 0       | 0          | 0   | 0     | 0    | 0    | 0        | 0   | 0                   | 0               | 0     |
| 98576         | 3               | 0.91%               | 16                            | 0       | 0       | 0          | 0   | 0     | 0    | 0    | 0        | 0   | 0                   | 0               | 0     |
| 98580         | 3               | 0.91%               | 15                            | 0       | 0       | 0          | 0   | 0     | 0    | 0    | 0        | 0   | 0                   | 0               | 0     |
| 98596         | 3               | 0.91%               | 11                            | 0       | 0       | 0          | 0   | 0     | 0    | 0    | 0        | 0   | 0                   | 0               | 0     |
| 98372         | 2               | 0.61%               | 11                            | 0       | 0       | 0          | 0   | 0     | 0    | 0    | 0        | 0   | 0                   | 0               | 0     |
| 98373         | 2               | 0.61%               | 10                            | 0       | 0       | 0          | 0   | 0     | 0    | 0    | 0        | 0   | 0                   | 0               | 0     |
| 98407         | 2               | 0.61%               | 10                            | 0       | 0       | 0          | 0   | 0     | 0    | 0    | 0        | 0   | 0                   | 0               | 0     |
| 98418         | 2               | 0.61%               | 10                            | 0       | 0       | 0          | 0   | 0     | 0    | 0    | 0        | 0   | 0                   | 0               | 0     |
| 98422         | 2               | 0.61%               | 9                             | 0       | 0       | 0          | 0   | 0     | 0    | 0    | 0        | 0   | 0                   | 0               | 0     |
| 98424         | 2               | 0.61%               | 5                             | 0       | 0       | 0          | 5   | 0     | 0    | 0    | 0        | 0   | 0                   | 0               | 0     |
| 98541         | 2               | 0.61%               | 9                             | 0       | 0       | 0          | 0   | 0     | 0    | 0    | 0        | 0   | 0                   | 0               | 0     |





| Home Zip code | Total Employees | Employee Percentage | Weekly Count of Trips By Mode |         |         |            |     |       |      |      |          |     |                     |                 |       |
|---------------|-----------------|---------------------|-------------------------------|---------|---------|------------|-----|-------|------|------|----------|-----|---------------------|-----------------|-------|
|               |                 |                     | Drive Alone                   | Carpool | Vanpool | Motorcycle | Bus | Train | Bike | Walk | Telework | CWW | Ferry (Car/Van/Bus) | Ferry (walk-on) | Other |
| 98589         | 2               | 0.61%               | 12                            | 0       | 0       | 0          | 0   | 0     | 0    | 0    | 0        | 0   | 0                   | 0               | 0     |
| 80909         | 1               | 0.30%               | 4                             | 0       | 0       | 1          | 0   | 0     | 0    | 0    | 0        | 0   | 0                   | 0               | 0     |
| 98042         | 1               | 0.30%               | 7                             | 0       | 0       | 0          | 0   | 0     | 0    | 0    | 0        | 0   | 0                   | 0               | 0     |
| 98077         | 1               | 0.30%               | 5                             | 0       | 0       | 0          | 0   | 0     | 0    | 0    | 0        | 0   | 1                   | 0               | 0     |
| 98148         | 1               | 0.30%               | 7                             | 0       | 0       | 0          | 0   | 0     | 0    | 0    | 0        | 0   | 0                   | 0               | 0     |
| 98332         | 1               | 0.30%               | 7                             | 0       | 0       | 0          | 0   | 0     | 0    | 0    | 0        | 0   | 0                   | 0               | 0     |
| 98335         | 1               | 0.30%               | 4                             | 0       | 0       | 0          | 0   | 0     | 0    | 0    | 0        | 0   | 0                   | 0               | 0     |
| 98338         | 1               | 0.30%               | 5                             | 0       | 0       | 0          | 0   | 0     | 0    | 0    | 0        | 0   | 0                   | 0               | 0     |
| 98354         | 1               | 0.30%               | 6                             | 0       | 0       | 0          | 0   | 0     | 0    | 0    | 0        | 0   | 0                   | 0               | 0     |
| 98391         | 1               | 0.30%               | 5                             | 0       | 0       | 0          | 0   | 0     | 0    | 0    | 0        | 0   | 0                   | 0               | 0     |
| 98405         | 1               | 0.30%               | 5                             | 0       | 0       | 0          | 0   | 0     | 0    | 0    | 0        | 0   | 0                   | 0               | 0     |
| 98406         | 1               | 0.30%               | 6                             | 0       | 0       | 0          | 0   | 0     | 0    | 0    | 0        | 0   | 0                   | 0               | 0     |
| 98439         | 1               | 0.30%               | 7                             | 0       | 0       | 0          | 0   | 0     | 0    | 0    | 0        | 0   | 0                   | 0               | 0     |
| 98466         | 1               | 0.30%               | 4                             | 0       | 0       | 0          | 0   | 0     | 0    | 0    | 0        | 0   | 0                   | 0               | 0     |
| 98467         | 1               | 0.30%               | 5                             | 0       | 0       | 0          | 0   | 0     | 0    | 0    | 0        | 0   | 0                   | 0               | 0     |
| 98520         | 1               | 0.30%               | 5                             | 0       | 0       | 0          | 0   | 0     | 0    | 0    | 0        | 0   | 0                   | 0               | 0     |
| 98524         | 1               | 0.30%               | 4                             | 0       | 0       | 0          | 0   | 0     | 0    | 0    | 0        | 0   | 0                   | 0               | 0     |
| 98550         | 1               | 0.30%               | 0                             | 0       | 0       | 0          | 5   | 0     | 0    | 0    | 0        | 0   | 0                   | 0               | 0     |
| 98555         | 1               | 0.30%               | 5                             | 0       | 0       | 0          | 0   | 0     | 0    | 0    | 0        | 0   | 0                   | 0               | 0     |
| 98557         | 1               | 0.30%               | 5                             | 0       | 0       | 0          | 0   | 0     | 0    | 0    | 0        | 0   | 0                   | 0               | 0     |
| 98563         | 1               | 0.30%               | 5                             | 0       | 0       | 0          | 0   | 0     | 0    | 0    | 0        | 0   | 0                   | 0               | 0     |
| 98564         | 1               | 0.30%               | 5                             | 0       | 0       | 0          | 0   | 0     | 0    | 0    | 0        | 0   | 0                   | 0               | 0     |
| 98568         | 1               | 0.30%               | 4                             | 0       | 0       | 0          | 0   | 0     | 0    | 0    | 0        | 0   | 0                   | 0               | 0     |
| 98570         | 1               | 0.30%               | 4                             | 0       | 0       | 0          | 0   | 0     | 0    | 0    | 0        | 0   | 0                   | 0               | 0     |
| 98957         | 1               | 0.30%               | 4                             | 0       | 0       | 0          | 0   | 0     | 0    | 0    | 0        | 0   | 0                   | 0               | 0     |
| 99037         | 1               | 0.30%               | 0                             | 0       | 0       | 0          | 0   | 0     | 0    | 0    | 4        | 0   | 0                   | 0               | 0     |
| 99217         | 1               | 0.30%               | 4                             | 1       | 0       | 0          | 0   | 0     | 0    | 0    | 0        | 0   | 0                   | 0               | 0     |