

# WA State Dept. of Revenue

6500 Linderson Way SW

CTR ID: E10892

## **Survey summary**

Survey dates from 11/03/2021 to 11/18/2021

Total responses: 213

Total employees: 393

Response rate: 54.2%

Meets threshold of 95 percent confidence level +/- 5 percent: Yes

Vehicle Miles of Travel (VMT) per employee: 4.2

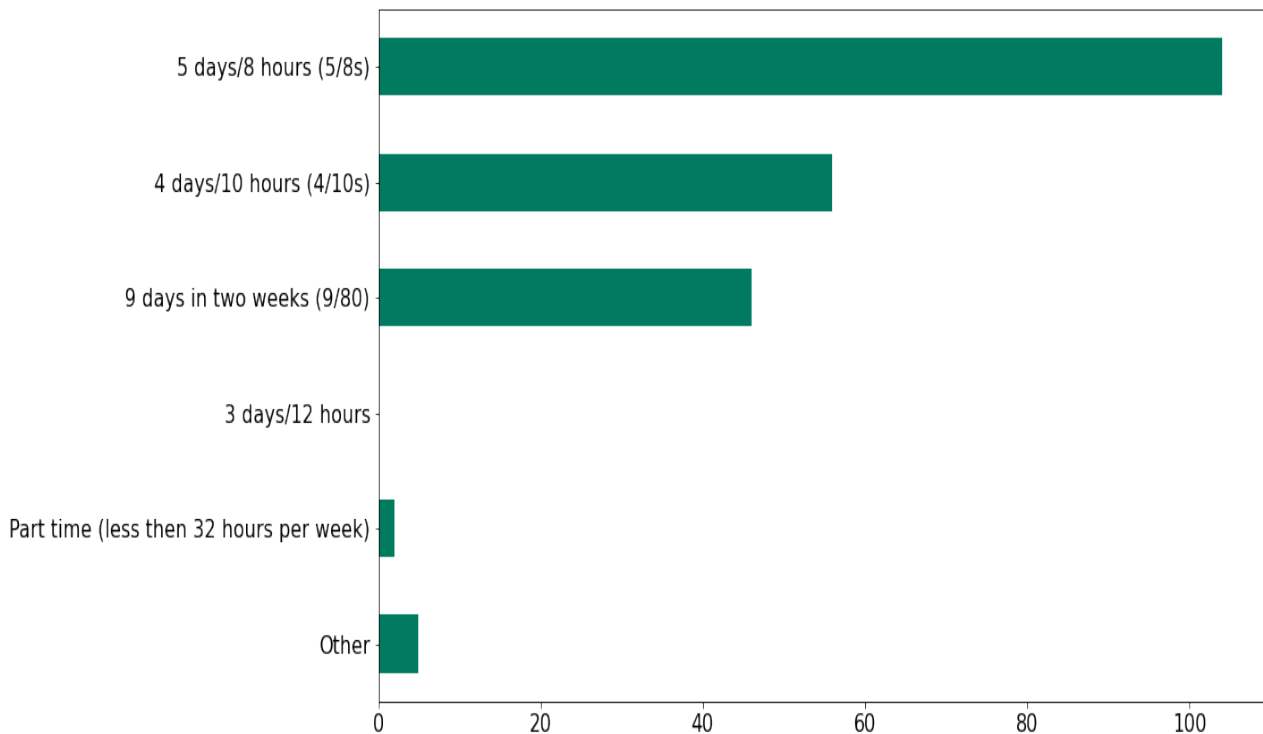
Non Drive Alone Trip (NDAT) rate: 74.2%

Total Annual Greenhouse Gas Emissions - All Employees (Metric Ton CO<sub>2</sub>e): 347.3

Daily Greenhouse Gas Emissions per Employees (Pounds) Roundtrip: 7.8

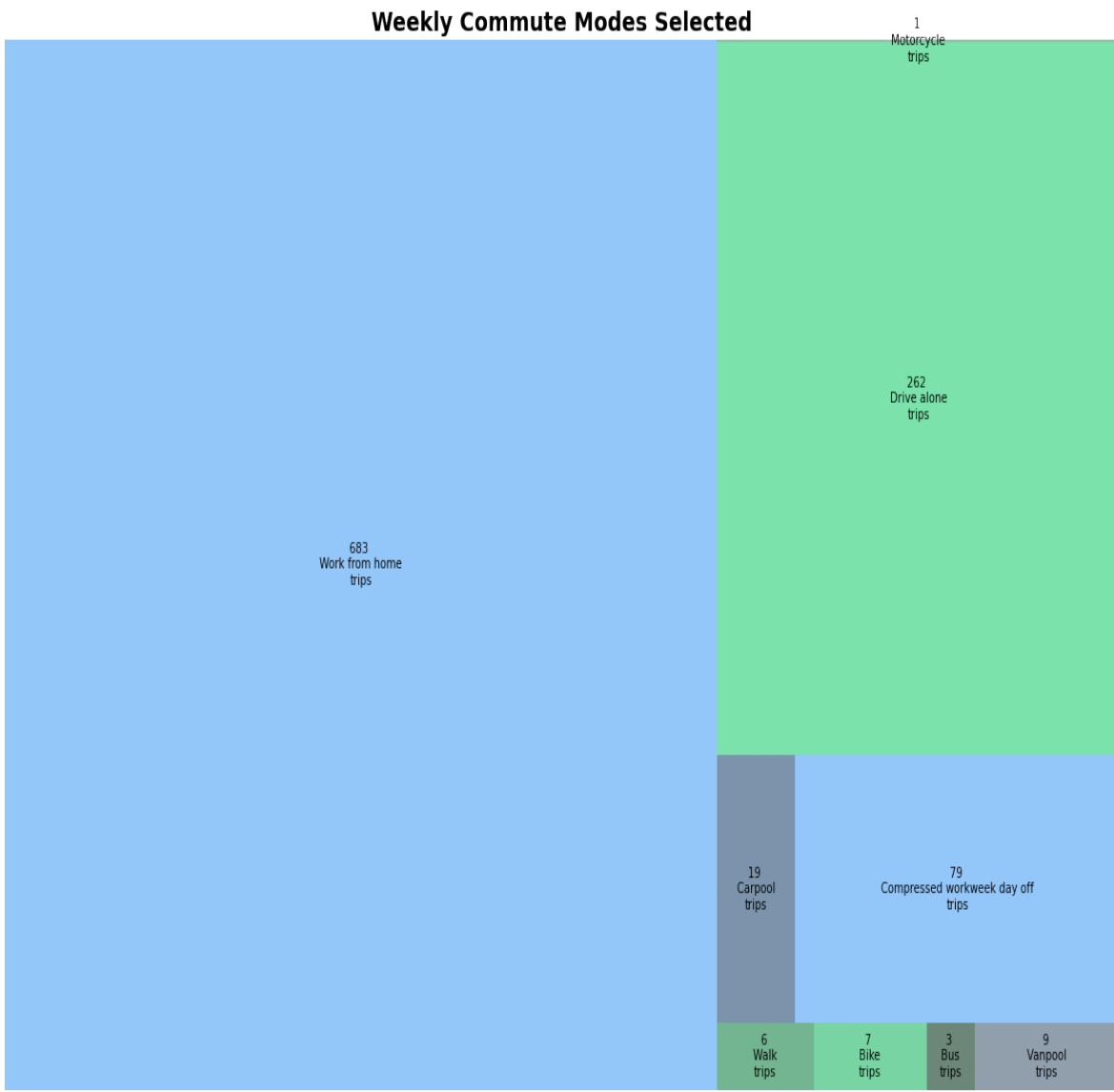
# Which of the following best describes your work schedule?

	Total Responses	Percentage of Respondents
<b>5 days/8 hours (5/8s)</b>	104	48.8
<b>4 days/10 hours (4/10s)</b>	56	26.3
<b>9 days in two weeks (9/80)</b>	46	21.6
<b>3 days/12 hours</b>	0	0.0
<b>Part time (less then 32 hours per week)</b>	2	0.9
<b>Other</b>	5	2.3
<b>Total</b>	213	99.0



# During a typical week, how do you get to work each day?

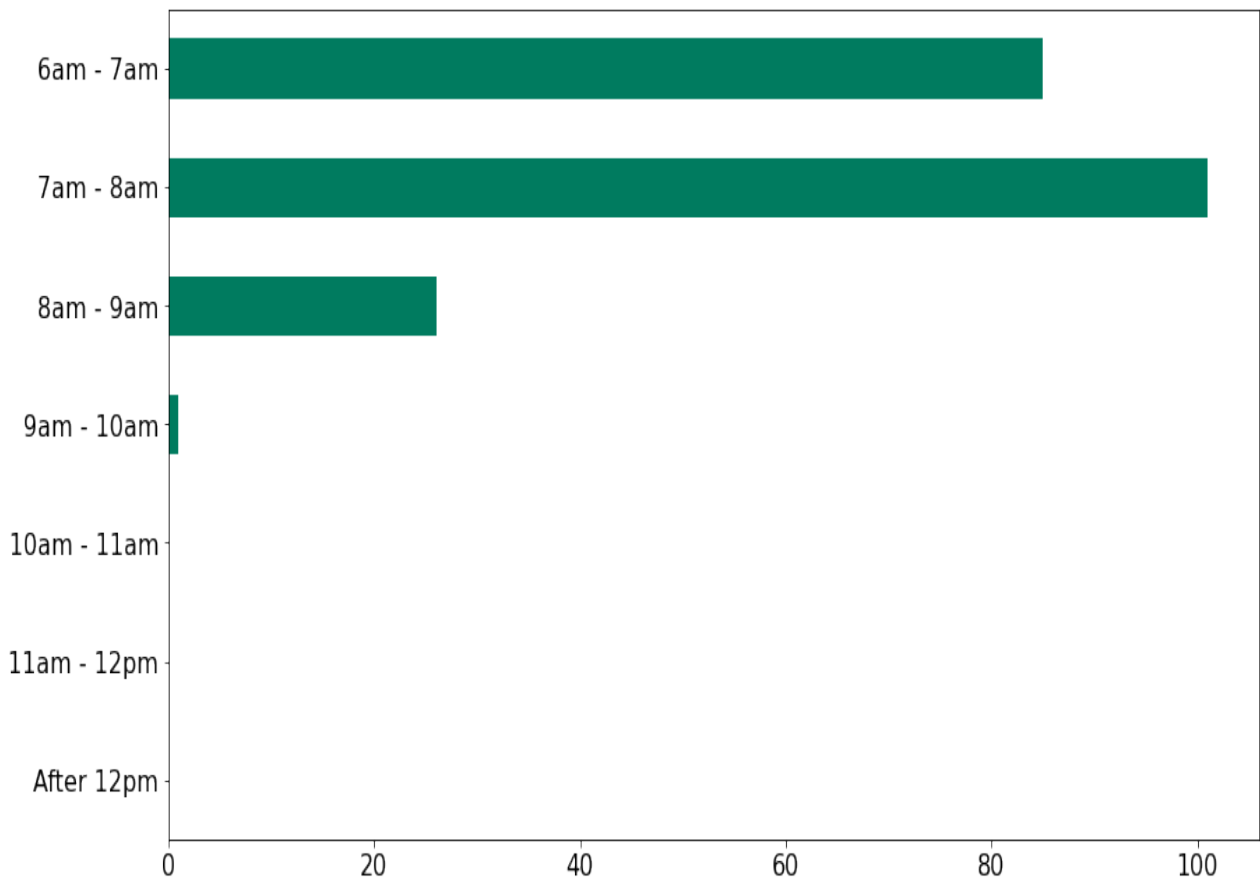
	Total Weekly Trips	Percent of Weekly Trips
Work from home	683	63.9
Walk	6	0.6
Bike	7	0.7
Bus	3	0.3
Train/ Light rail/Streetcar	0	0.0
Drove to ferry	0	0.0
Walk to ferry	0	0.0
Employer shuttle	0	0.0
Vanpool	9	0.8
Carpool	19	1.8
Compressed workweek day off	79	7.4
Uber/Lyft/Taxi	0	0.0
Drive alone	262	24.5
Motorcycle	1	0.1
Other	0	0.0
<b>Total</b>	<b>1069</b>	<b>100.0</b>





# When do you typically arrive at work?

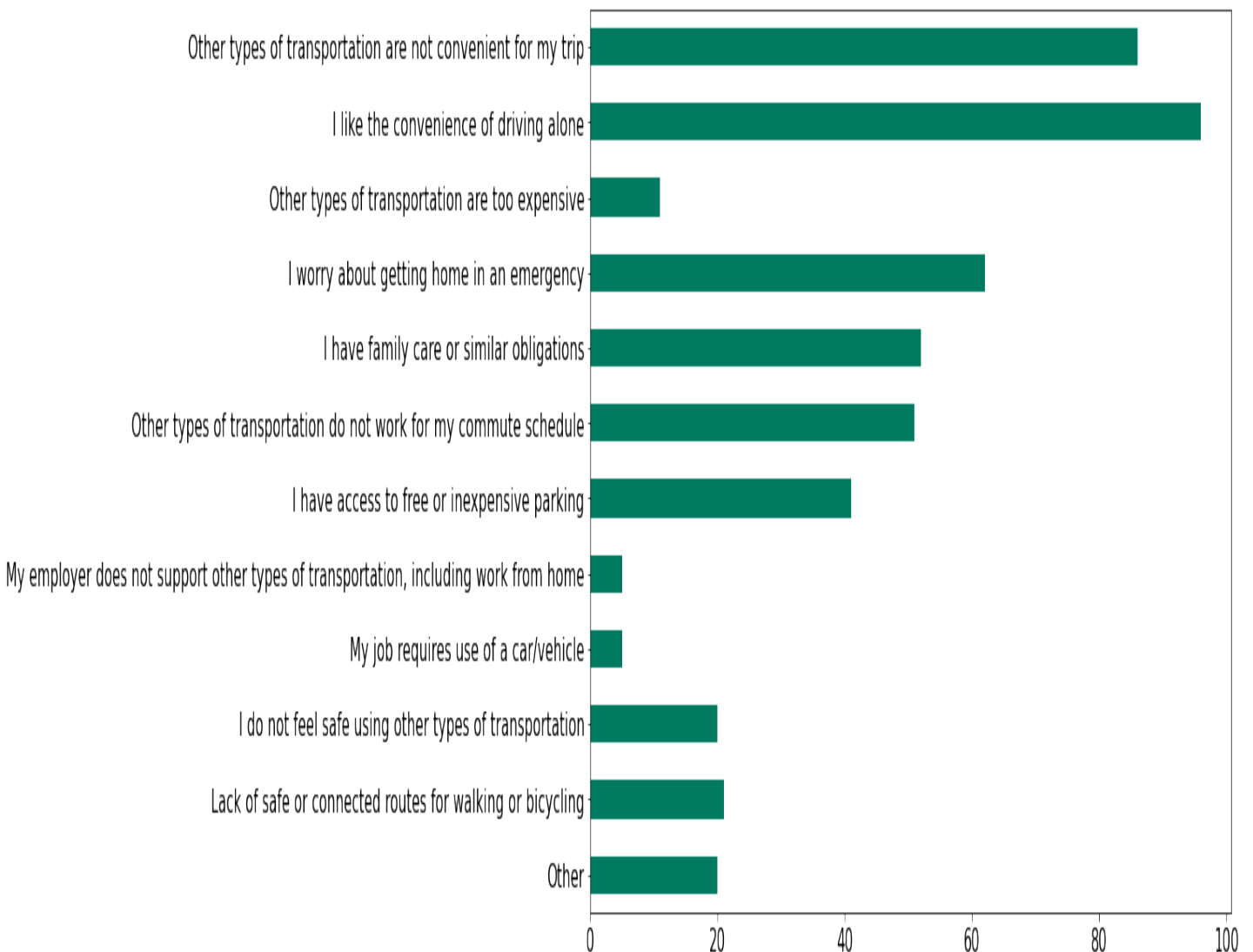
	Total Responses	Percentage of Respondents
6am - 7am	85	39.9
7am - 8am	101	47.4
8am - 9am	26	12.2
9am - 10am	1	0.5
10am - 11am	0	0.0
11am - 12pm	0	0.0
After 12pm	0	0.0



# Why do you drive alone to work (when you choose this option)?

Total Responses

Other types of transportation are not convenient for my trip	86
I like the convenience of driving alone	96
Other types of transportation are too expensive	11
I worry about getting home in an emergency	62
I have family care or similar obligations	52
Other types of transportation do not work for my commute schedule	51
I have access to free or inexpensive parking	41
My employer does not support other types of transportation, including work from home	5
My job requires use of a car/vehicle	5
I do not feel safe using other types of transportation	20
Lack of safe or connected routes for walking or bicycling	21
Other	20



# Would any of the following options make you consider not driving alone to work?

## Total Responses

<b>Bus/train/ferry benefits</b>	6
<b>Employer shuttle access</b>	19
<b>Flexible schedules/ work from home options</b>	66
<b>Incentives for biking or walking</b>	6
<b>Secure bike parking, showers, lockers, etc.</b>	3
<b>Carpool/vanpool ride matching or subsidy</b>	24
<b>Guaranteed ride home</b>	20
<b>Dedicated carpool/HOV parking spaces</b>	2
<b>Other</b>	11

