

WA State Consolidated Technology Services

1500 Jefferson

CTR ID: E10991

Survey summary

Survey dates from 11/29/2021 to 12/03/2021

Total responses: 86

Total employees: 270

Response rate: 31.9%

Meets threshold of 95 percent confidence level +/- 5 percent: No

Vehicle Miles of Travel (VMT) per employee: 1.3

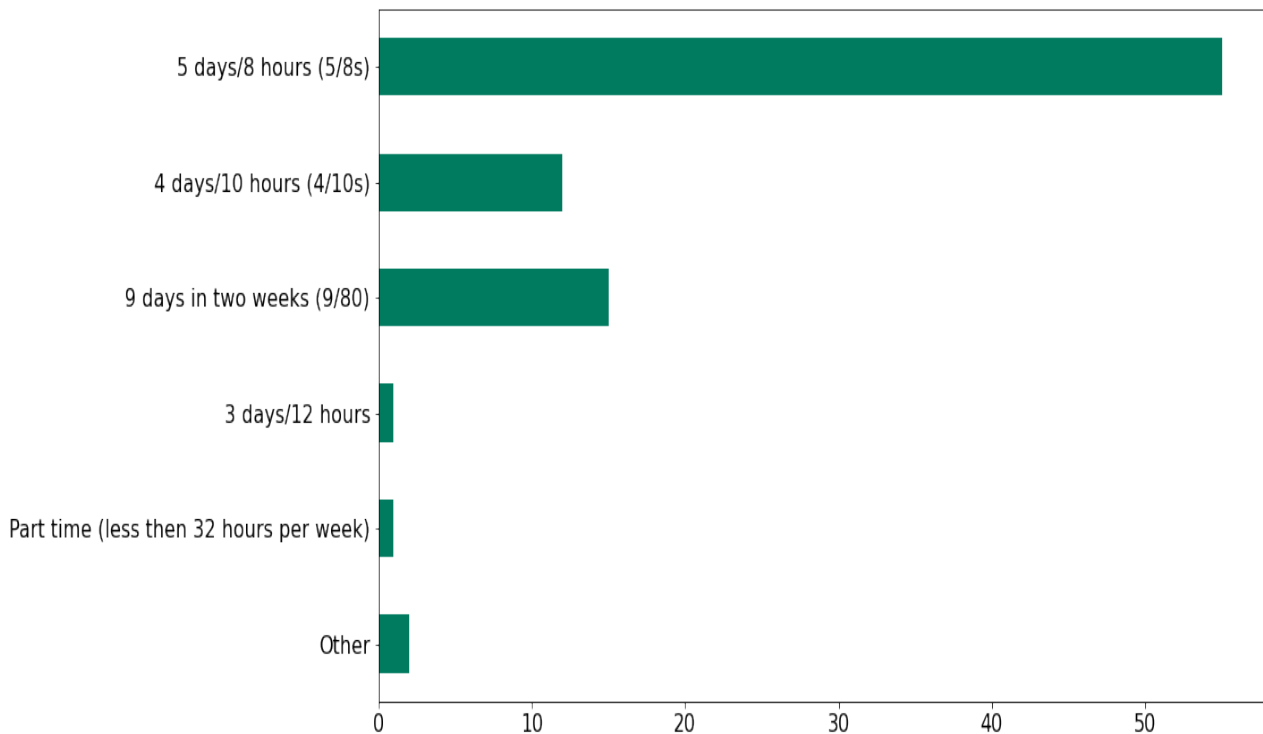
Non Drive Alone Trip (NDAT) rate: 91.2%

Total Annual Greenhouse Gas Emissions - All Employees (Metric Ton CO₂e): 75.0

Daily Greenhouse Gas Emissions per Employees (Pounds) Roundtrip: 2.4

Which of the following best describes your work schedule?

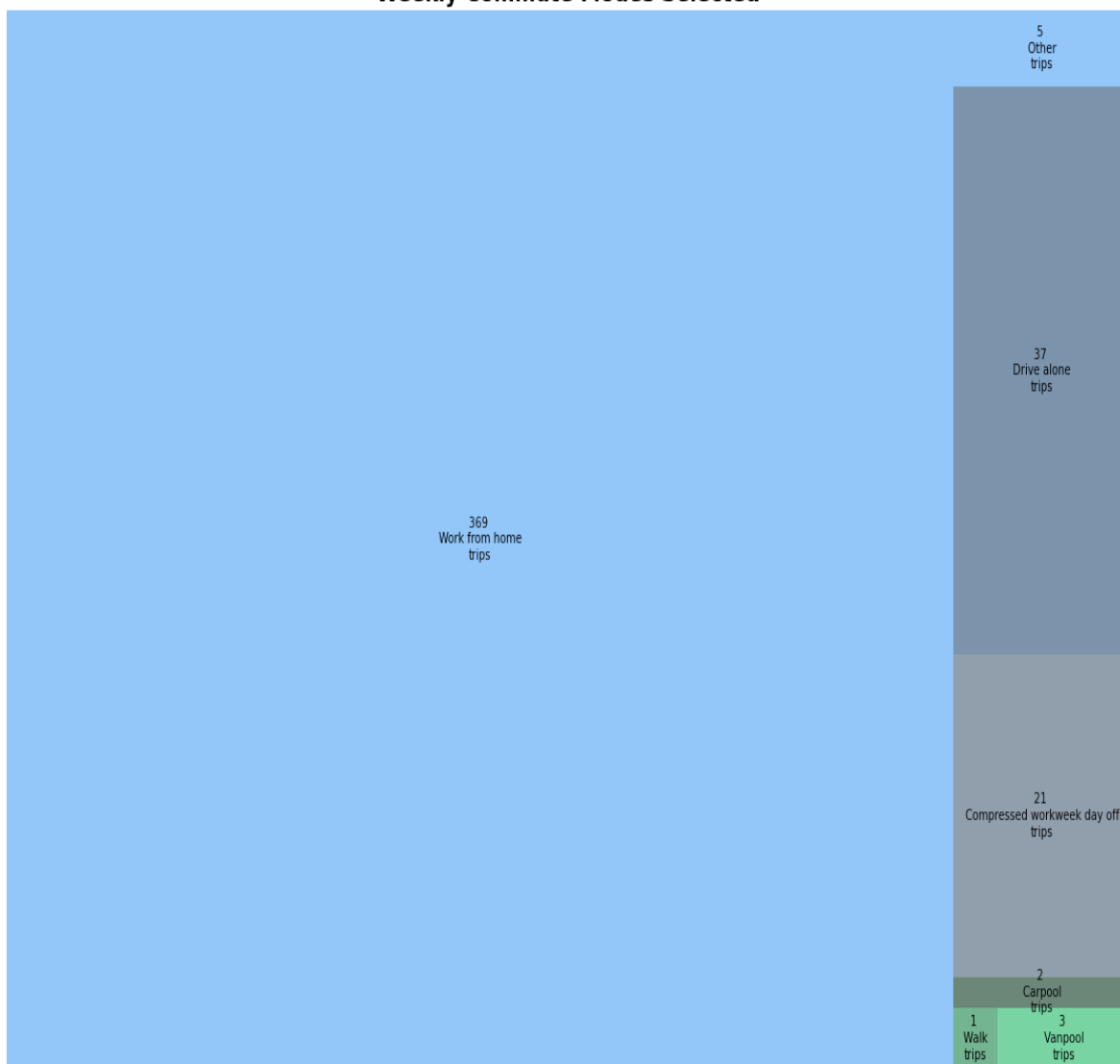
	Total Responses	Percentage of Respondents
5 days/8 hours (5/8s)	55	64.0
4 days/10 hours (4/10s)	12	14.0
9 days in two weeks (9/80)	15	17.4
3 days/12 hours	1	1.2
Part time (less than 32 hours per week)	1	1.2
Other	2	2.3
Total	86	100.0



During a typical week, how do you get to work each day?

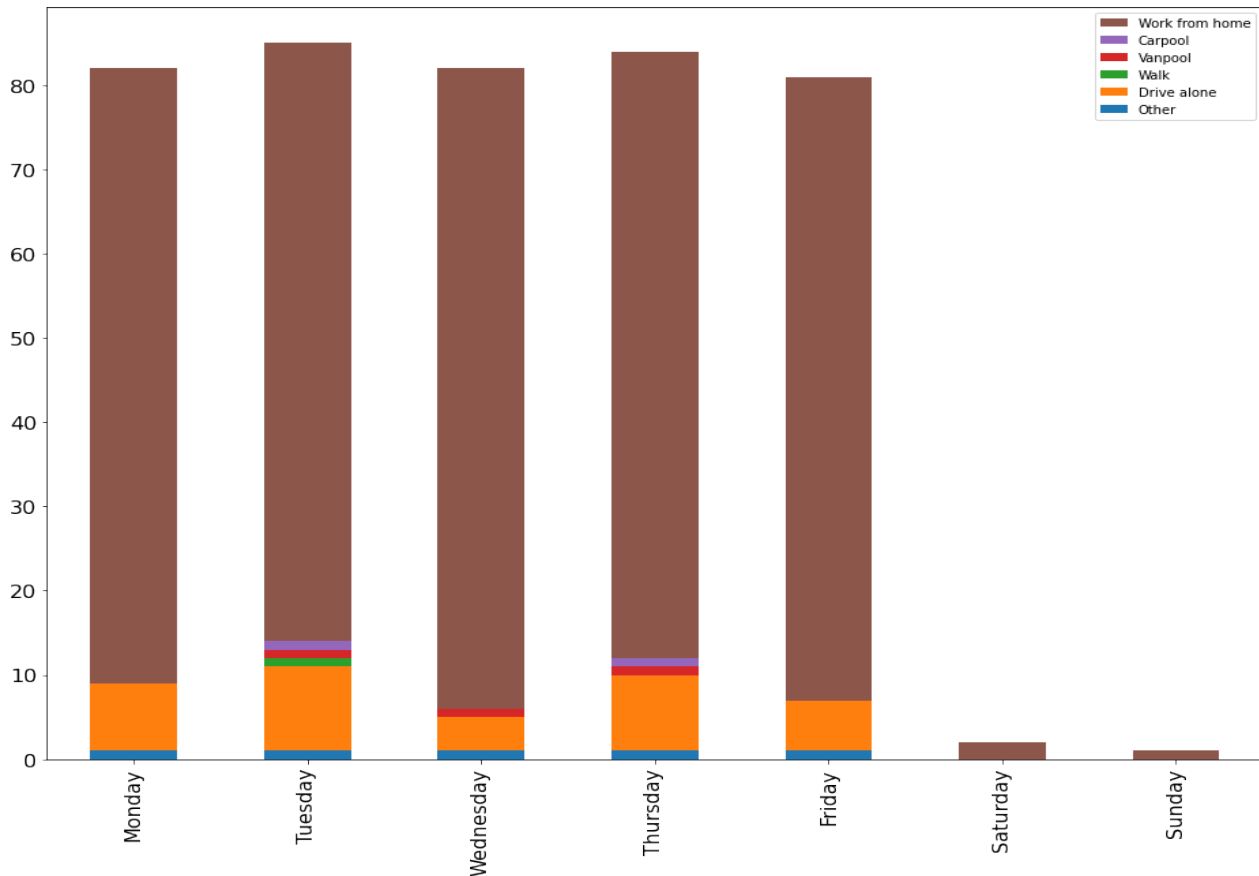
	Total Weekly Trips	Percent of Weekly Trips
Work from home	369	84.2
Walk	1	0.2
Bike	0	0.0
Bus	0	0.0
Train/ Light rail/Streetcar	0	0.0
Drove to ferry	0	0.0
Walk to ferry	0	0.0
Employer shuttle	0	0.0
Vanpool	3	0.7
Carpool	2	0.5
Compressed workweek day off	21	4.8
Uber/Lyft/Taxi	0	0.0
Drive alone	37	8.4
Motorcycle	0	0.0
Other	5	1.1
Total	438	100.0

Weekly Commute Modes Selected



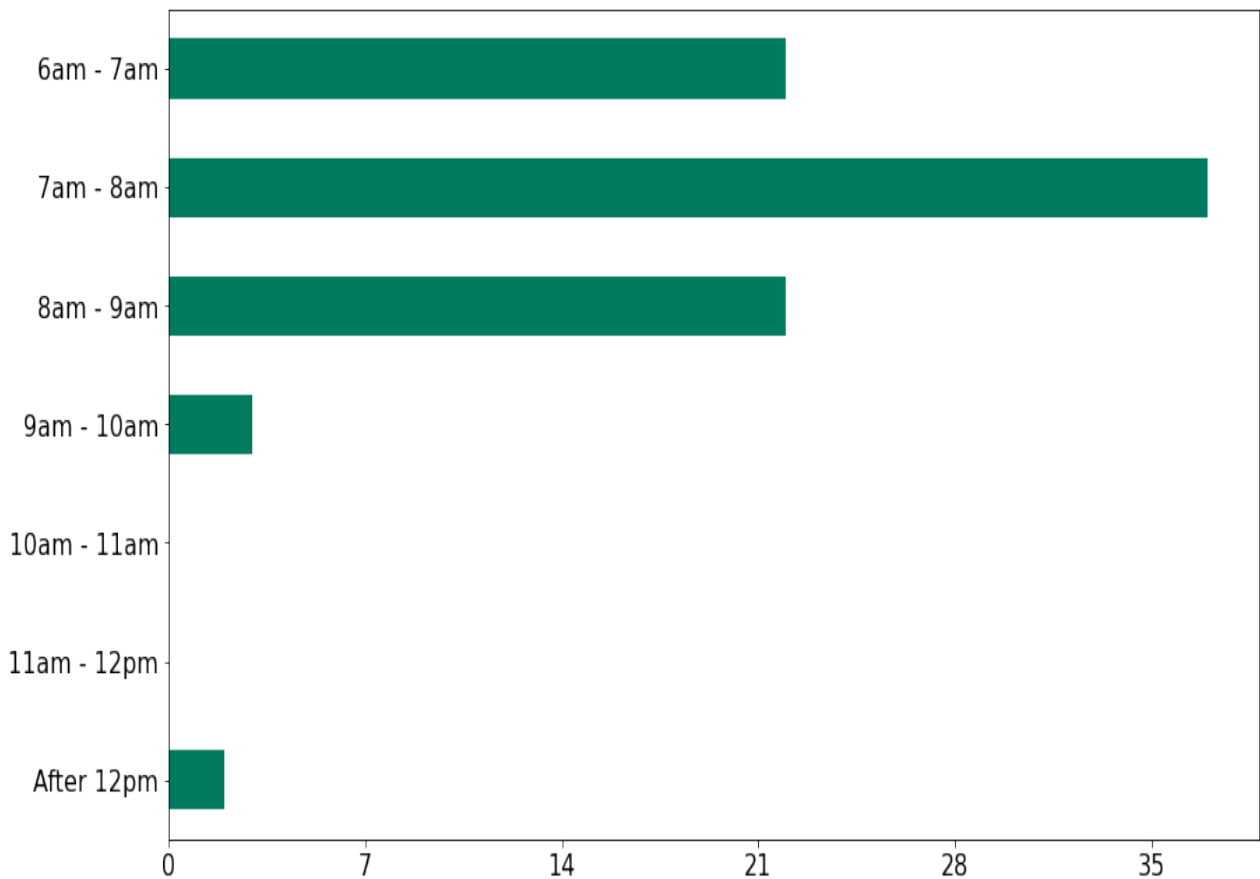
	Monday	Tuesday	Wednesday	Thursday	Friday	Saturday	Sunday
Work from home	73	71	76	72	74	2	1
Walk	0	1	0	0	0	0	0
Bike	0	0	0	0	0	0	0
Bus	0	0	0	0	0	0	0
Train/ Light rail/ Streetcar	0	0	0	0	0	0	0
Drove to ferry	0	0	0	0	0	0	0
Walk to ferry	0	0	0	0	0	0	0
Employer shuttle	0	0	0	0	0	0	0
Vanpool	0	1	1	1	0	0	0
Carpool	0	1	0	1	0	0	0
Uber/Lyft/Taxi	0	0	0	0	0	0	0
Drive alone	8	10	4	9	6	0	0
Motorcycle	0	0	0	0	0	0	0
Other	1	1	1	1	1	0	0

*Compressed workweek day off total is calculated from Question 1 - Work schedule. Therefore, it is not possible to show in daily distribution.



When do you typically arrive at work?

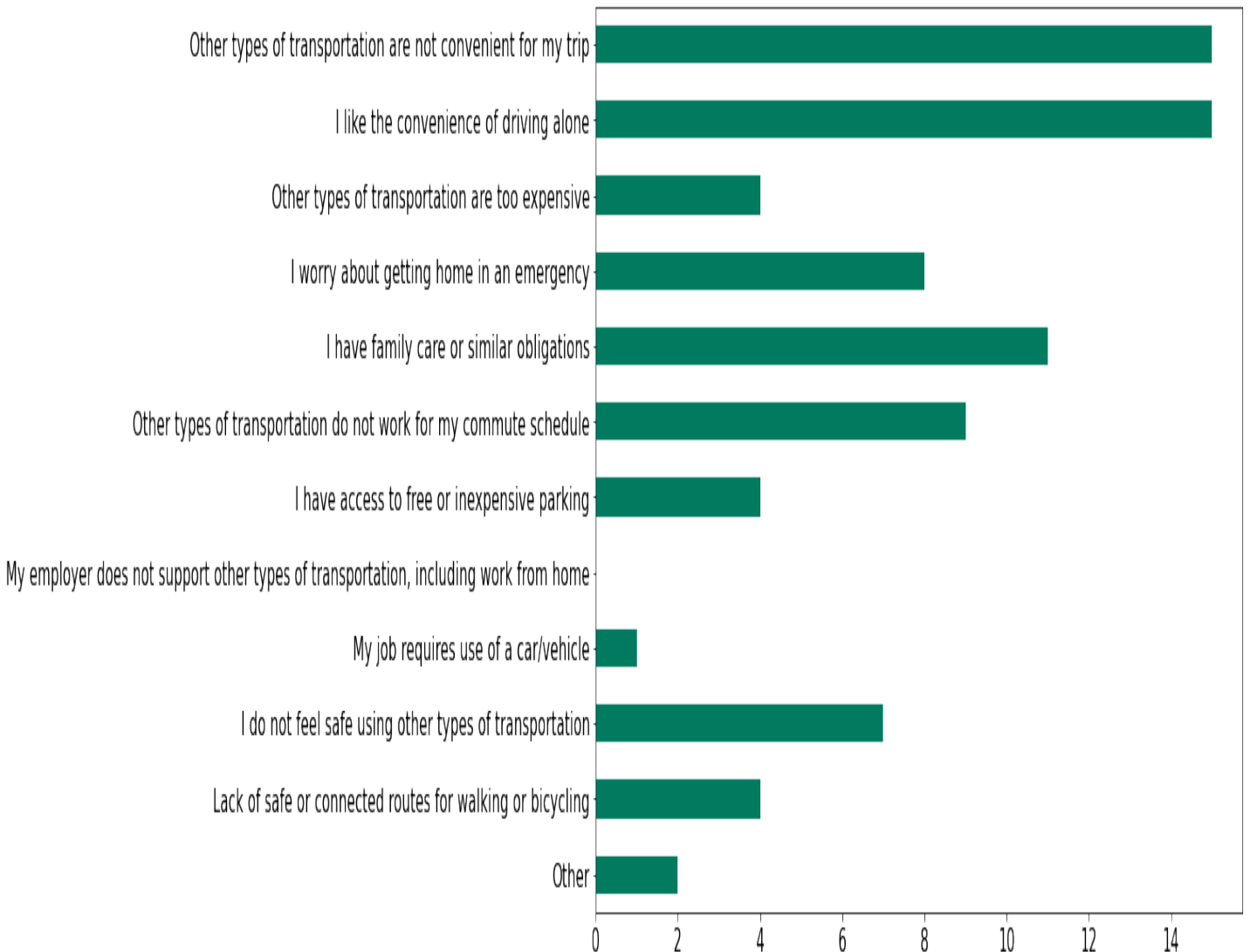
	Total Responses	Percentage of Respondents
6am - 7am	22	25.6
7am - 8am	37	43.0
8am - 9am	22	25.6
9am - 10am	3	3.5
10am - 11am	0	0.0
11am - 12pm	0	0.0
After 12pm	2	2.3



Why do you drive alone to work (when you choose this option)?

Total Responses

Other types of transportation are not convenient for my trip	15
I like the convenience of driving alone	15
Other types of transportation are too expensive	4
I worry about getting home in an emergency	8
I have family care or similar obligations	11
Other types of transportation do not work for my commute schedule	9
I have access to free or inexpensive parking	4
My employer does not support other types of transportation, including work from home	0
My job requires use of a car/vehicle	1
I do not feel safe using other types of transportation	7
Lack of safe or connected routes for walking or bicycling	4
Other	2



Would any of the following options make you consider not driving alone to work?

Total Responses

Bus/train/ferry benefits	3
Employer shuttle access	3
Flexible schedules/ work from home options	15
Incentives for biking or walking	4
Secure bike parking, showers, lockers, etc.	2
Carpool/vanpool ride matching or subsidy	3
Guaranteed ride home	5
Dedicated carpool/HOV parking spaces	1
Other	1

