

WA State Dept. of Transportation

Olympic Region

CTR ID: E11296

Survey summary

Survey dates from 11/01/2021 to 11/16/2021

Total responses: 119

Total employees: 295

Response rate: 40.3%

Meets threshold of 95 percent confidence level +/- 5 percent: No

Vehicle Miles of Travel (VMT) per employee: 3.5

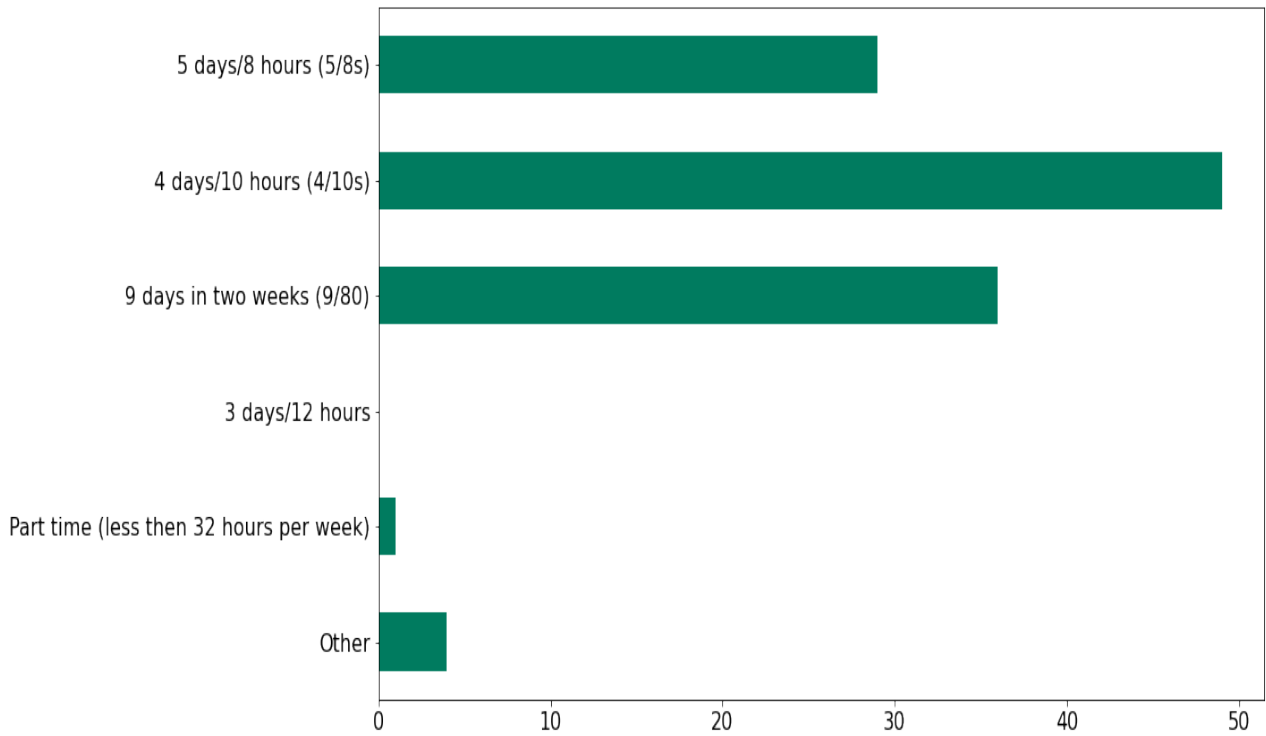
Non Drive Alone Trip (NDAT) rate: 77.1%

Total Annual Greenhouse Gas Emissions - All Employees (Metric Ton CO₂e): 233.3

Daily Greenhouse Gas Emissions per Employees (Pounds) Roundtrip: 6.5

Which of the following best describes your work schedule?

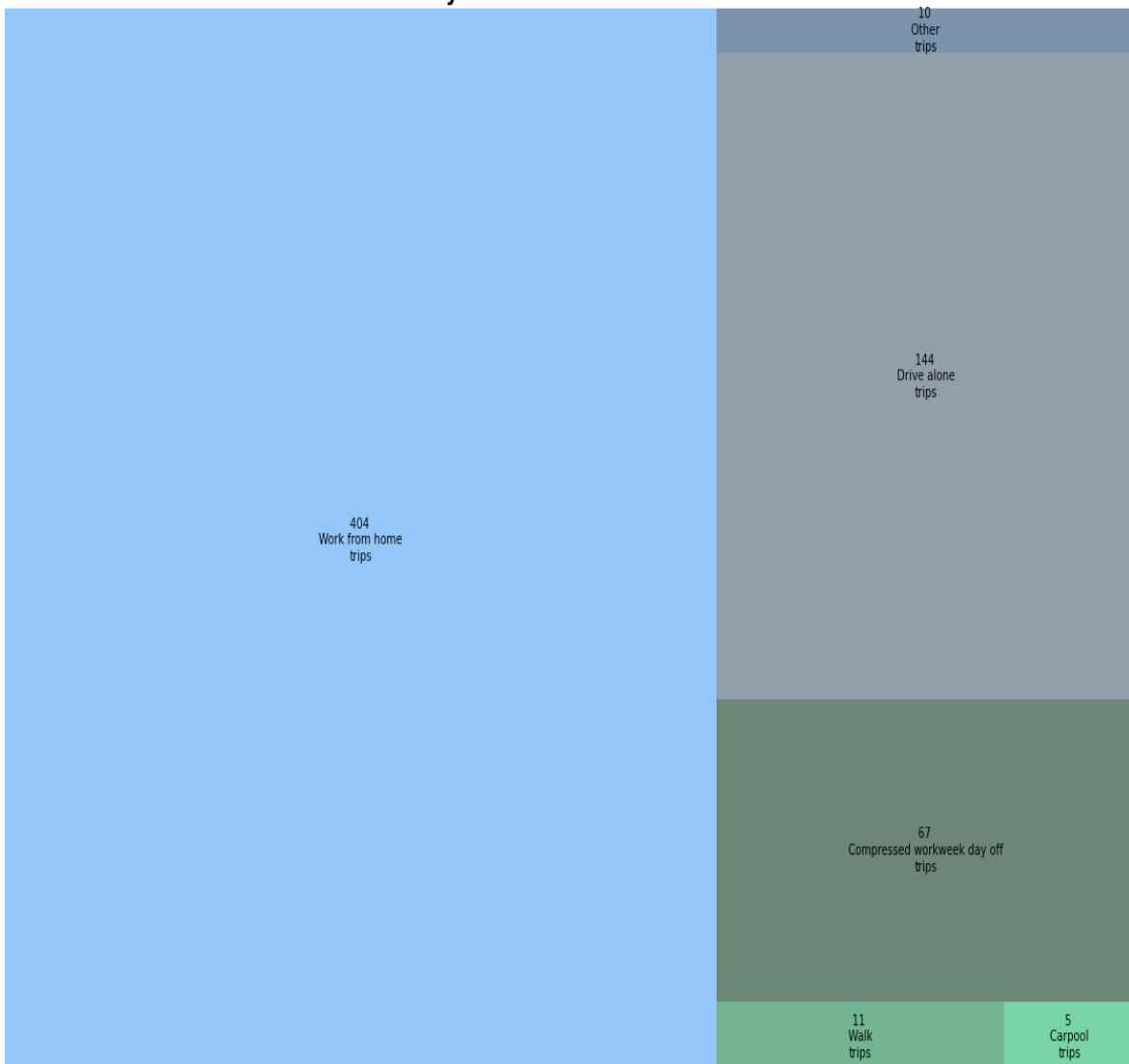
	Total Responses	Percentage of Respondents
5 days/8 hours (5/8s)	29	24.4
4 days/10 hours (4/10s)	49	41.2
9 days in two weeks (9/80)	36	30.3
3 days/12 hours	0	0.0
Part time (less than 32 hours per week)	1	0.8
Other	4	3.4
Total	119	100.0



During a typical week, how do you get to work each day?

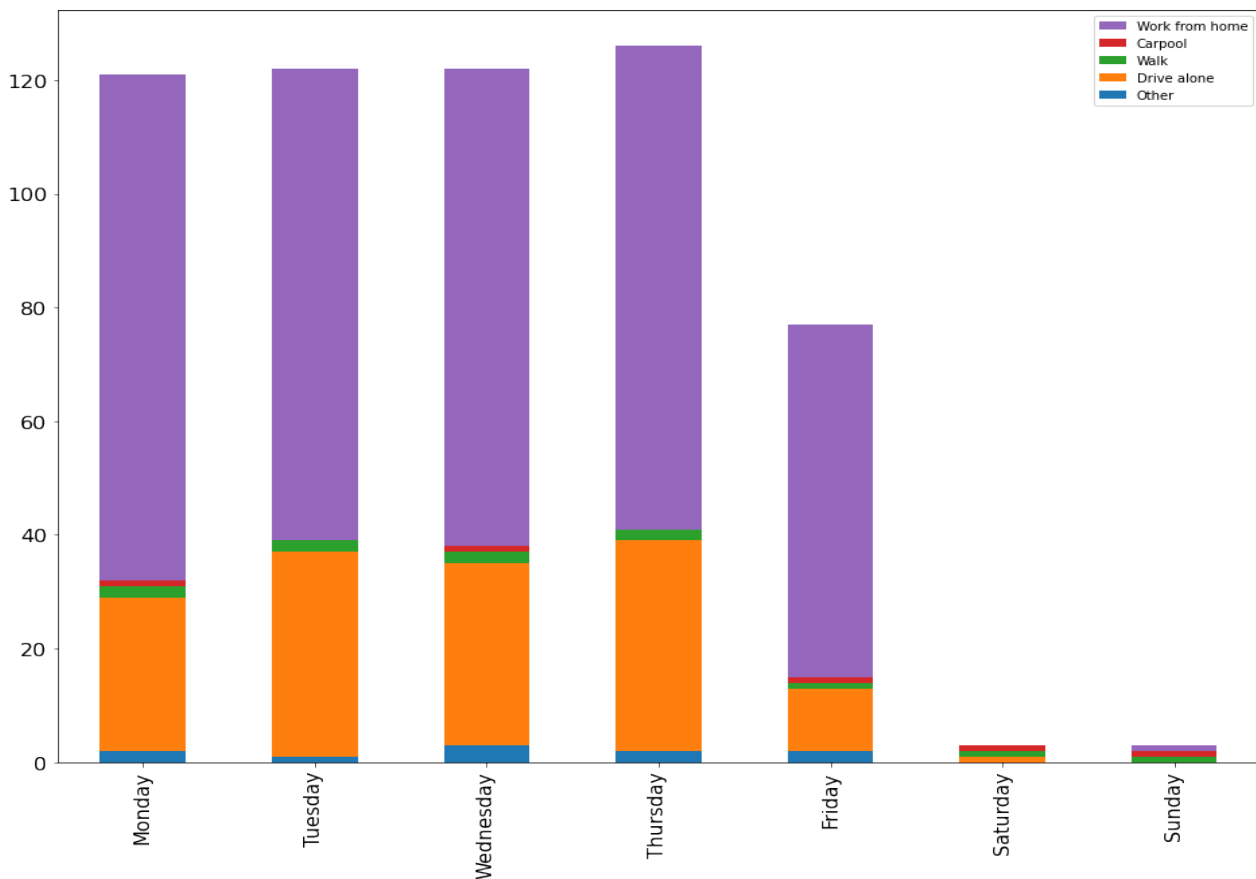
	Total Weekly Trips	Percent of Weekly Trips
Work from home	404	63.0
Walk	11	1.7
Bike	0	0.0
Bus	0	0.0
Train/ Light rail/Streetcar	0	0.0
Drove to ferry	0	0.0
Walk to ferry	0	0.0
Employer shuttle	0	0.0
Vanpool	0	0.0
Carpool	5	0.8
Compressed workweek day off	67	10.5
Uber/Lyft/Taxi	0	0.0
Drive alone	144	22.5
Motorcycle	0	0.0
Other	10	1.6
Total	641	100.0

Weekly Commute Modes Selected



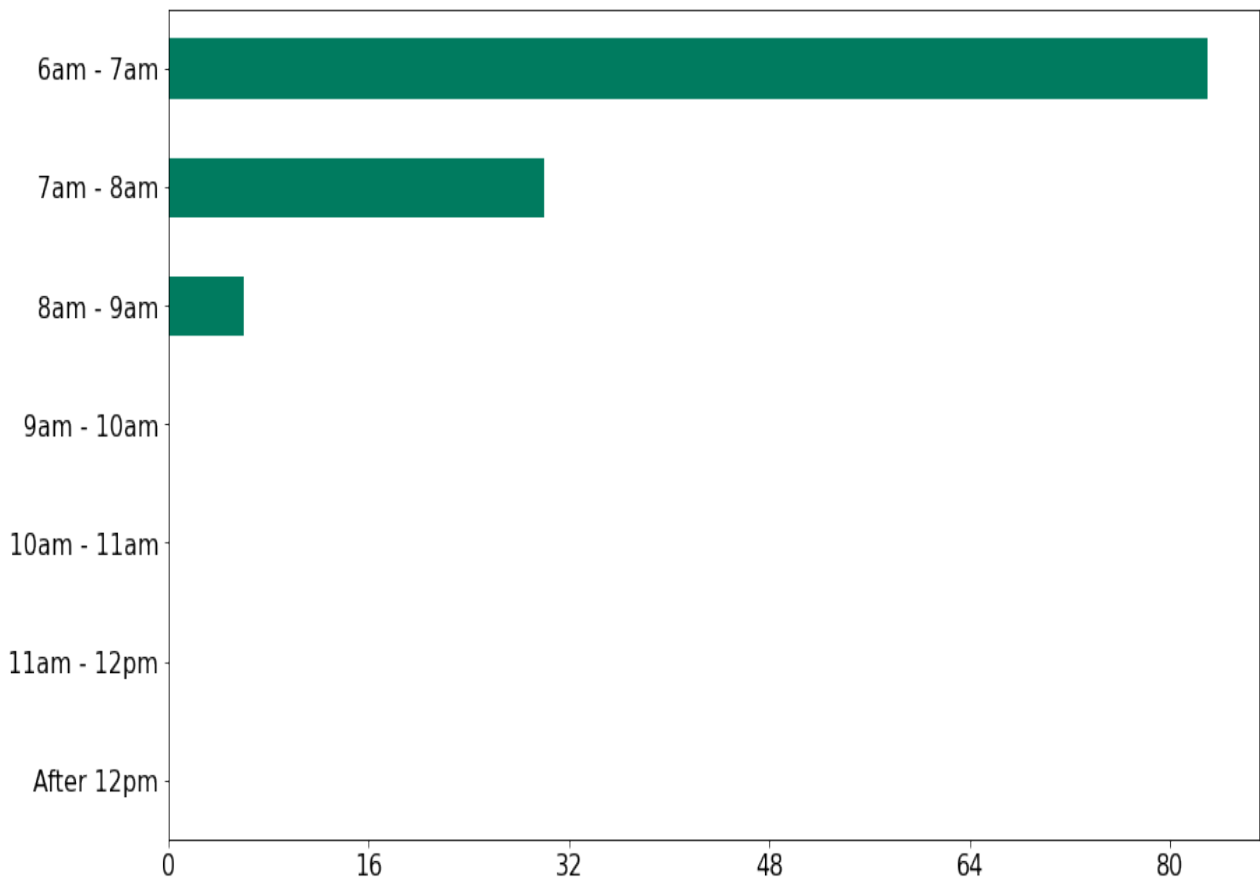
	Monday	Tuesday	Wednesday	Thursday	Friday	Saturday	Sunday
Work from home	89	83	84	85	62	0	1
Walk	2	2	2	2	1	1	1
Bike	0	0	0	0	0	0	0
Bus	0	0	0	0	0	0	0
Train/ Light rail/Streetcar	0	0	0	0	0	0	0
Drove to ferry	0	0	0	0	0	0	0
Walk to ferry	0	0	0	0	0	0	0
Employer shuttle	0	0	0	0	0	0	0
Vanpool	0	0	0	0	0	0	0
Carpool	1	0	1	0	1	1	1
Uber/Lyft/Taxi	0	0	0	0	0	0	0
Drive alone	27	36	32	37	11	1	0
Motorcycle	0	0	0	0	0	0	0
Other	2	1	3	2	2	0	0

*Compressed workweek day off total is calculated from Question 1 - Work schedule. Therefore, it is not possible to show in daily distribution.



When do you typically arrive at work?

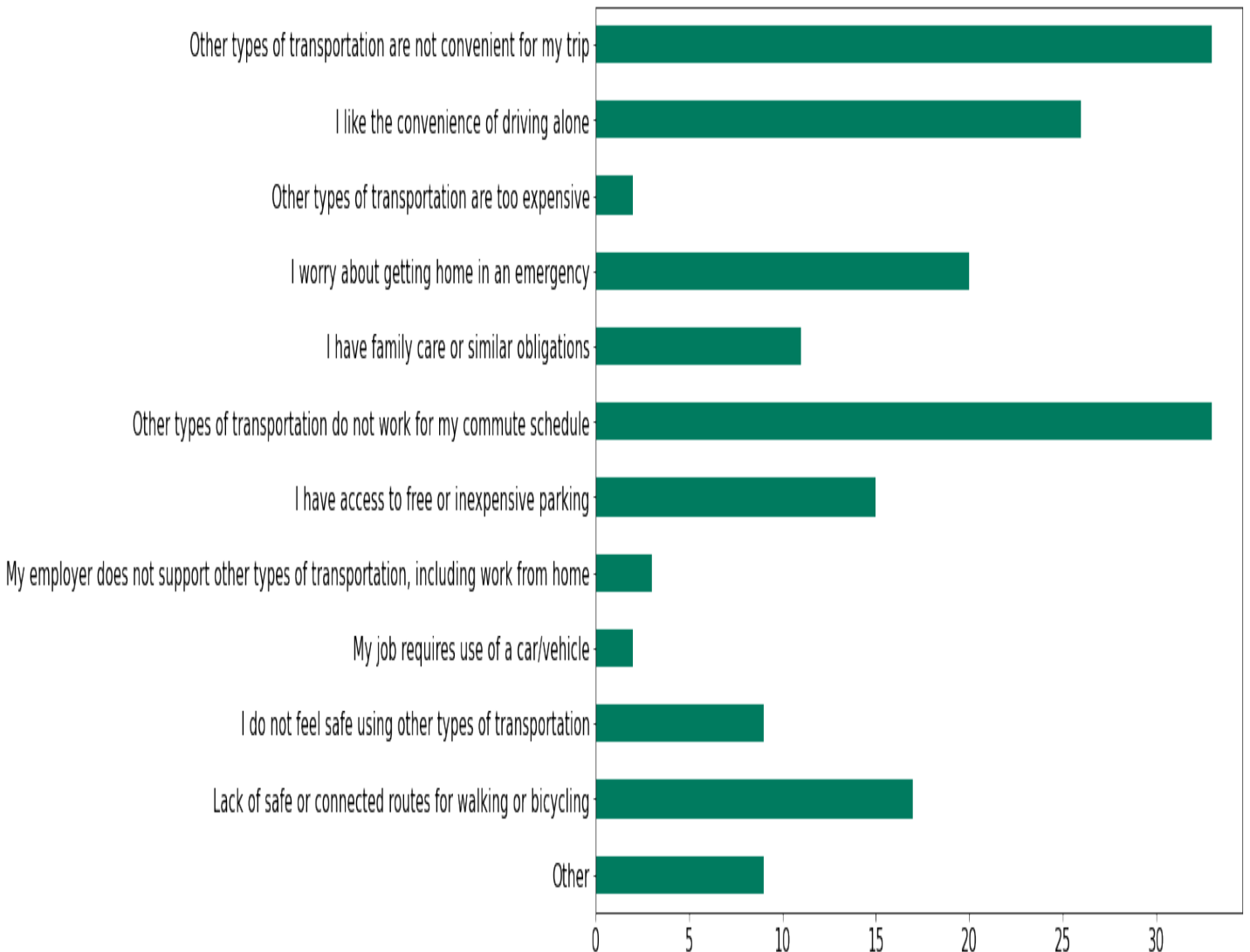
	Total Responses	Percentage of Respondents
6am - 7am	83	69.7
7am - 8am	30	25.2
8am - 9am	6	5.0
9am - 10am	0	0.0
10am - 11am	0	0.0
11am - 12pm	0	0.0
After 12pm	0	0.0



Why do you drive alone to work (when you choose this option)?

Total Responses

Other types of transportation are not convenient for my trip	33
I like the convenience of driving alone	26
Other types of transportation are too expensive	2
I worry about getting home in an emergency	20
I have family care or similar obligations	11
Other types of transportation do not work for my commute schedule	33
I have access to free or inexpensive parking	15
My employer does not support other types of transportation, including work from home	3
My job requires use of a car/vehicle	2
I do not feel safe using other types of transportation	9
Lack of safe or connected routes for walking or bicycling	17
Other	9



Would any of the following options make you consider not driving alone to work?

Total Responses

Bus/train/ferry benefits	2
Employer shuttle access	7
Flexible schedules/ work from home options	22
Incentives for biking or walking	5
Secure bike parking, showers, lockers, etc.	3
Carpool/vanpool ride matching or subsidy	12
Guaranteed ride home	11
Dedicated carpool/HOV parking spaces	1
Other	6

