

TwinStar Credit Union

Lacey Corporate Center

CTR ID: E11445

Survey summary

Survey dates from 11/02/2021 to 11/22/2021

Total responses: 225

Total employees: 429

Response rate: 52.4%

Meets threshold of 95 percent confidence level +/- 5 percent: Yes

Vehicle Miles of Travel (VMT) per employee: 13.0

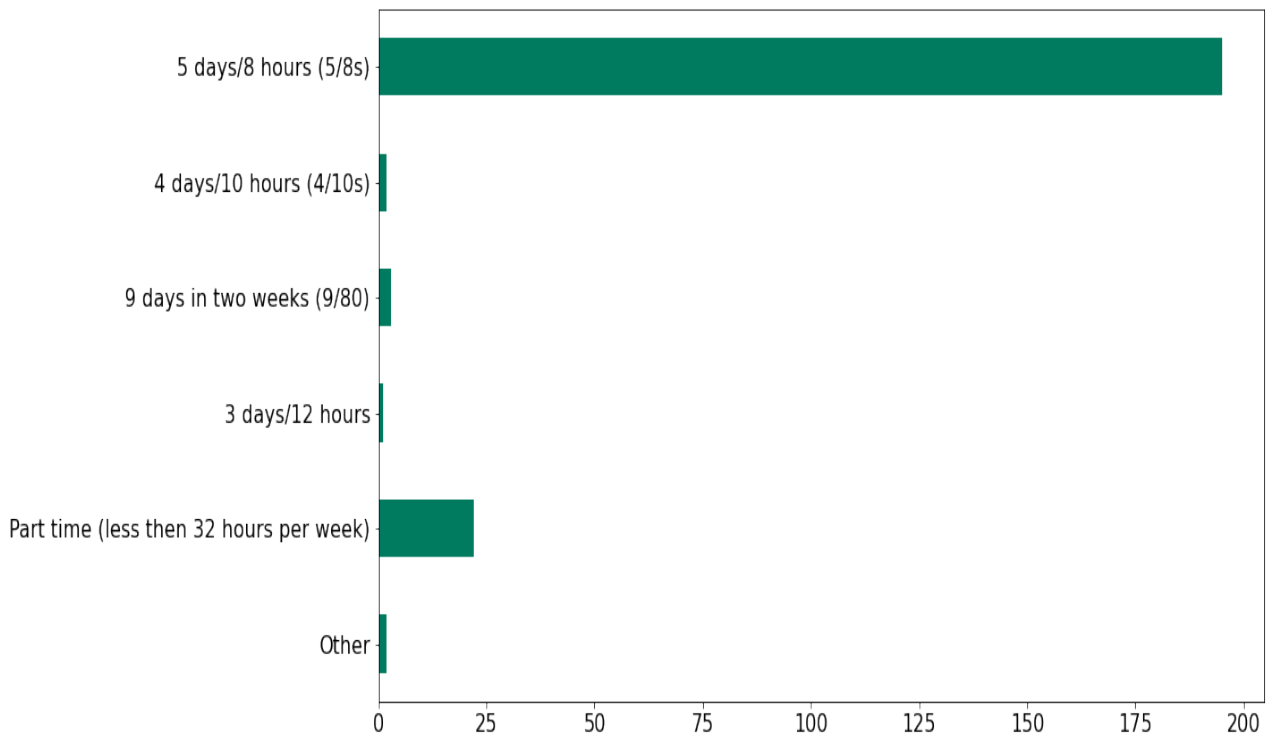
Non Drive Alone Trip (NDAT) rate: 48.3%

Total Annual Greenhouse Gas Emissions - All Employees (Metric Ton CO₂e): 1227.3

Daily Greenhouse Gas Emissions per Employees (Pounds) Roundtrip: 24.0

Which of the following best describes your work schedule?

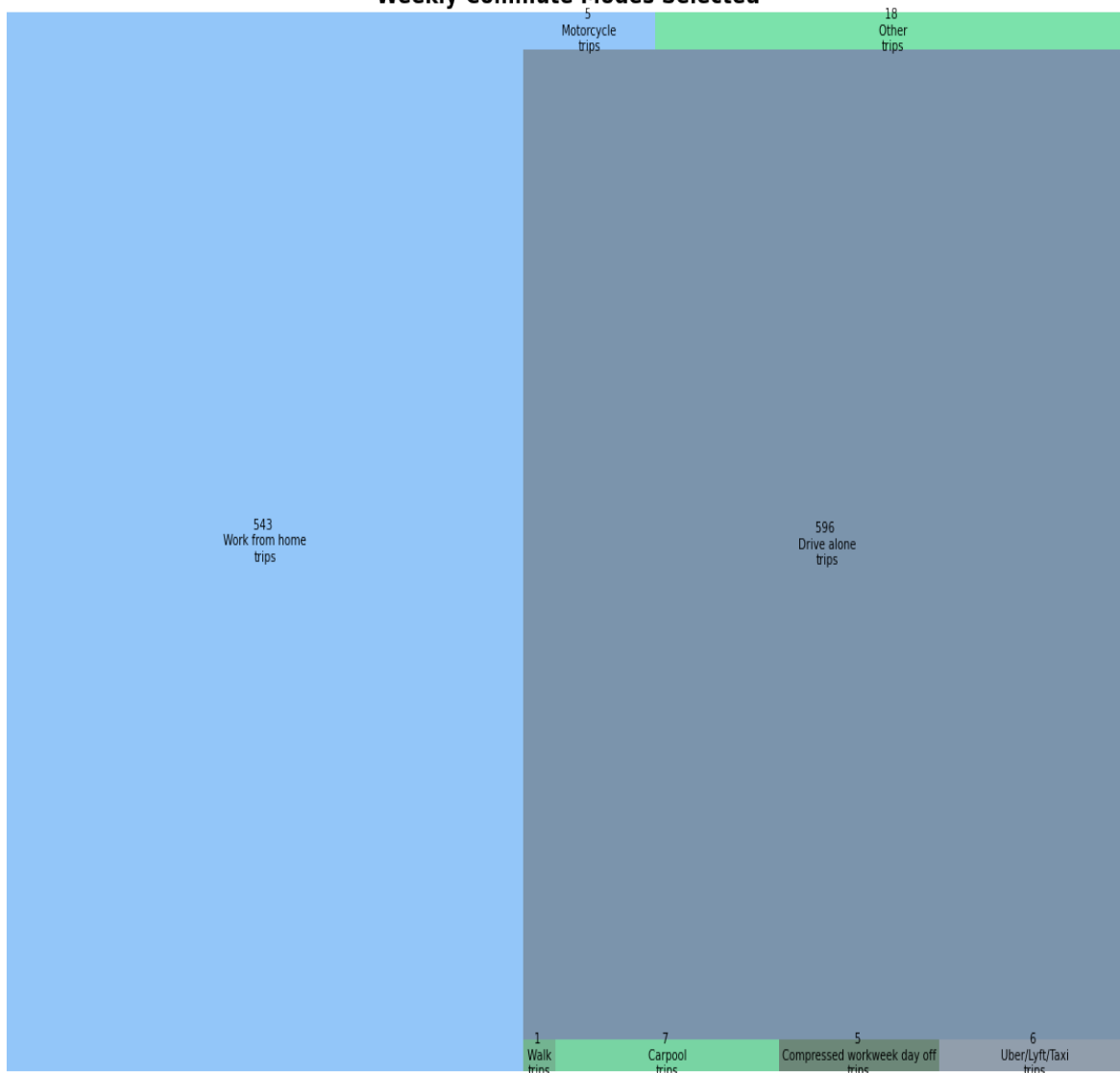
	Total Responses	Percentage of Respondents
5 days/8 hours (5/8s)	195	86.7
4 days/10 hours (4/10s)	2	0.9
9 days in two weeks (9/80)	3	1.3
3 days/12 hours	1	0.4
Part time (less than 32 hours per week)	22	9.8
Other	2	0.9
Total	225	100.0



During a typical week, how do you get to work each day?

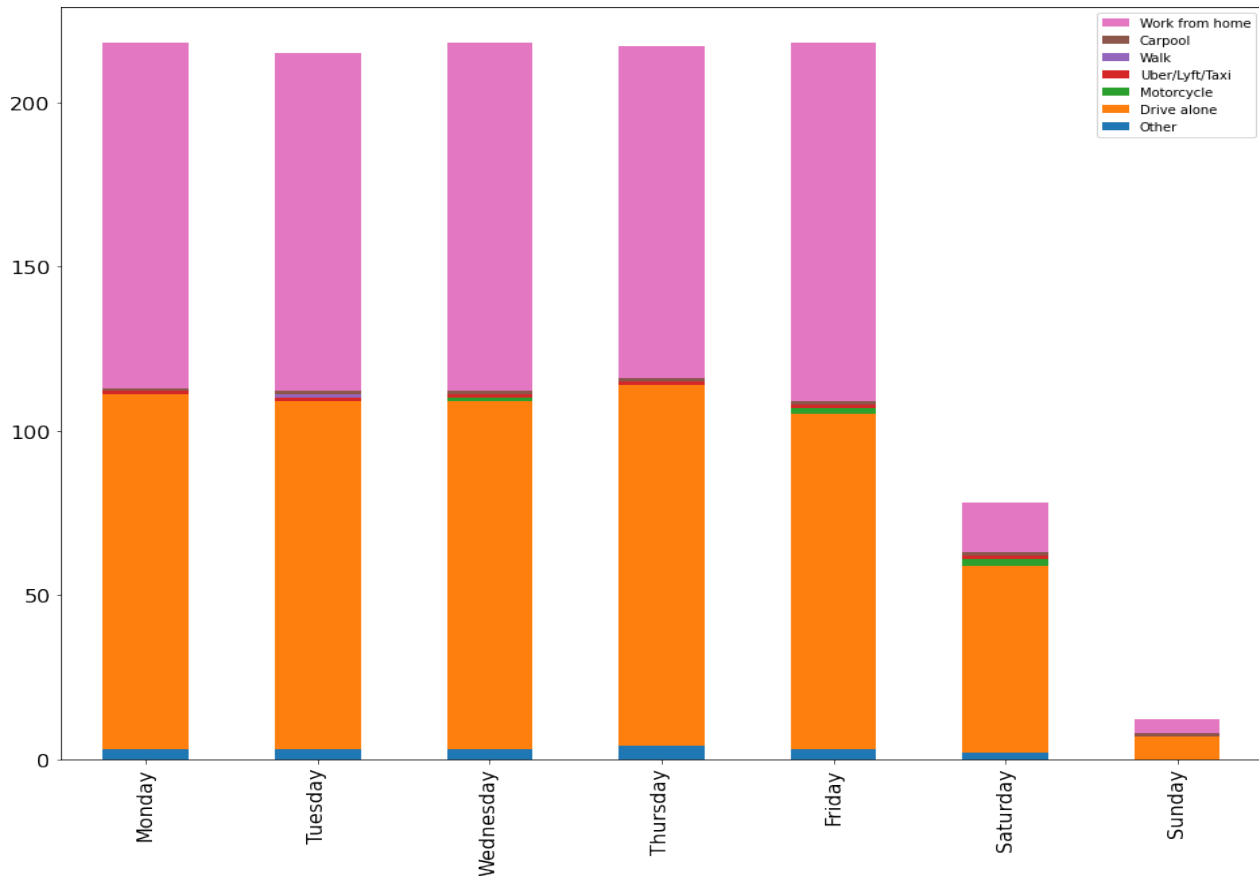
	Total Weekly Trips	Percent of Weekly Trips
Work from home	543	46.0
Walk	1	0.1
Bike	0	0.0
Bus	0	0.0
Train/ Light rail/Streetcar	0	0.0
Drove to ferry	0	0.0
Walk to ferry	0	0.0
Employer shuttle	0	0.0
Vanpool	0	0.0
Carpool	7	0.6
Compressed workweek day off	5	0.4
Uber/Lyft/Taxi	6	0.5
Drive alone	596	50.5
Motorcycle	5	0.4
Other	18	1.5
Total	1181	100.0

Weekly Commute Modes Selected



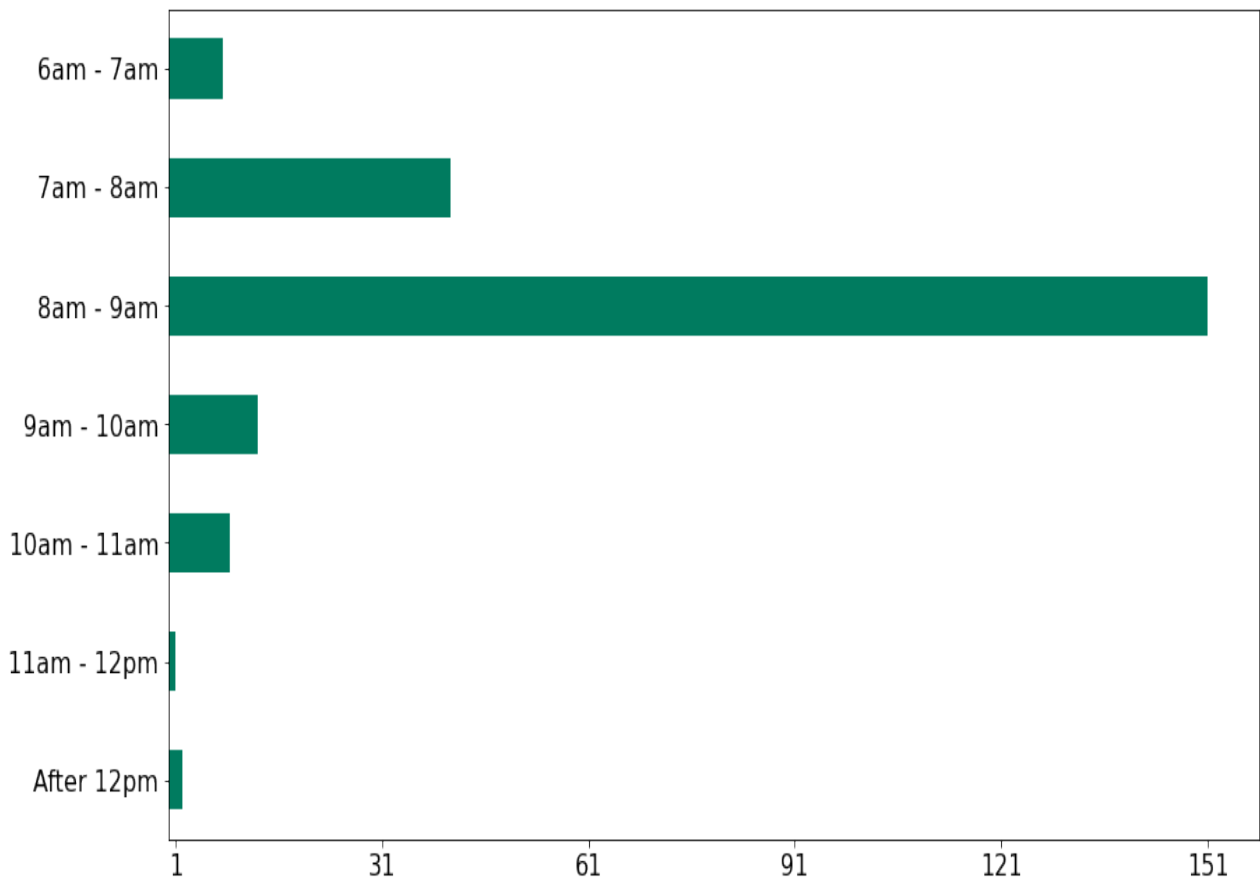
	Monday	Tuesday	Wednesday	Thursday	Friday	Saturday	Sunday
Work from home	105	103	106	101	109	15	4
Walk	0	1	0	0	0	0	0
Bike	0	0	0	0	0	0	0
Bus	0	0	0	0	0	0	0
Train/ Light rail/Streetcar	0	0	0	0	0	0	0
Drove to ferry	0	0	0	0	0	0	0
Walk to ferry	0	0	0	0	0	0	0
Employer shuttle	0	0	0	0	0	0	0
Vanpool	0	0	0	0	0	0	0
Carpool	1	1	1	1	1	1	1
Uber/Lyft/Taxi	1	1	1	1	1	1	0
Drive alone	108	106	106	110	102	57	7
Motorcycle	0	0	1	0	2	2	0
Other	3	3	3	4	3	2	0

*Compressed workweek day off total is calculated from Question 1 - Work schedule. Therefore, it is not possible to show in daily distribution.



When do you typically arrive at work?

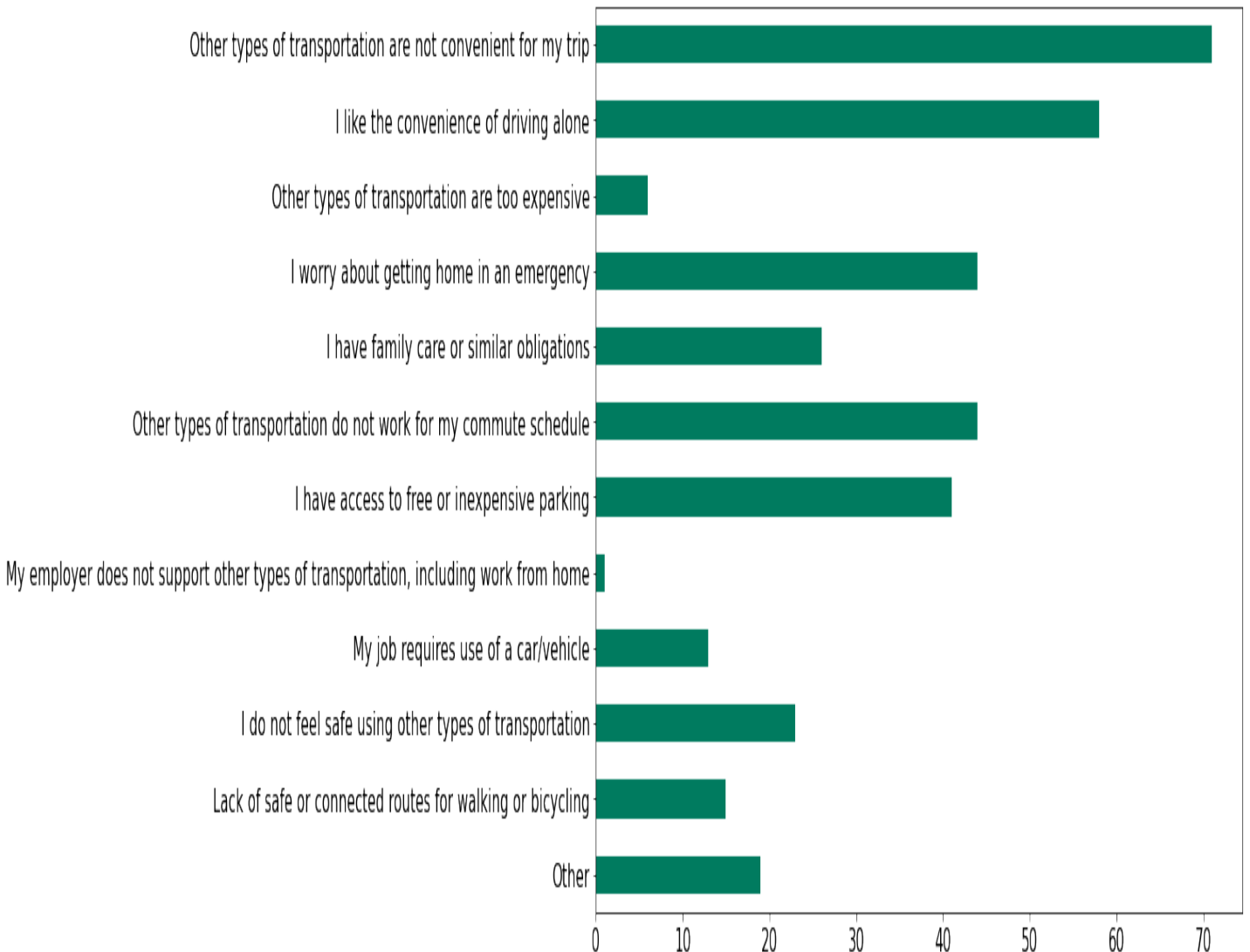
	Total Responses	Percentage of Respondents
6am - 7am	8	3.6
7am - 8am	41	18.2
8am - 9am	151	67.1
9am - 10am	13	5.8
10am - 11am	9	4.0
11am - 12pm	1	0.4
After 12pm	2	0.9



Why do you drive alone to work (when you choose this option)?

Total Responses

Other types of transportation are not convenient for my trip	71
I like the convenience of driving alone	58
Other types of transportation are too expensive	6
I worry about getting home in an emergency	44
I have family care or similar obligations	26
Other types of transportation do not work for my commute schedule	44
I have access to free or inexpensive parking	41
My employer does not support other types of transportation, including work from home	1
My job requires use of a car/vehicle	13
I do not feel safe using other types of transportation	23
Lack of safe or connected routes for walking or bicycling	15
Other	19



Would any of the following options make you consider not driving alone to work?

Total Responses

Bus/train/ferry benefits	10
Employer shuttle access	21
Flexible schedules/ work from home options	46
Incentives for biking or walking	7
Secure bike parking, showers, lockers, etc.	6
Carpool/vanpool ride matching or subsidy	14
Guaranteed ride home	23
Dedicated carpool/HOV parking spaces	2
Other	13

