

WA State Auditor's Office

3200 Sunset Way SE

CTR ID: E11502

Survey summary

Survey dates from 11/02/2021 to 11/17/2021

Total responses: 87

Total employees: 157

Response rate: 55.4%

Meets threshold of 95 percent confidence level +/- 5 percent: No

Vehicle Miles of Travel (VMT) per employee: 2.9

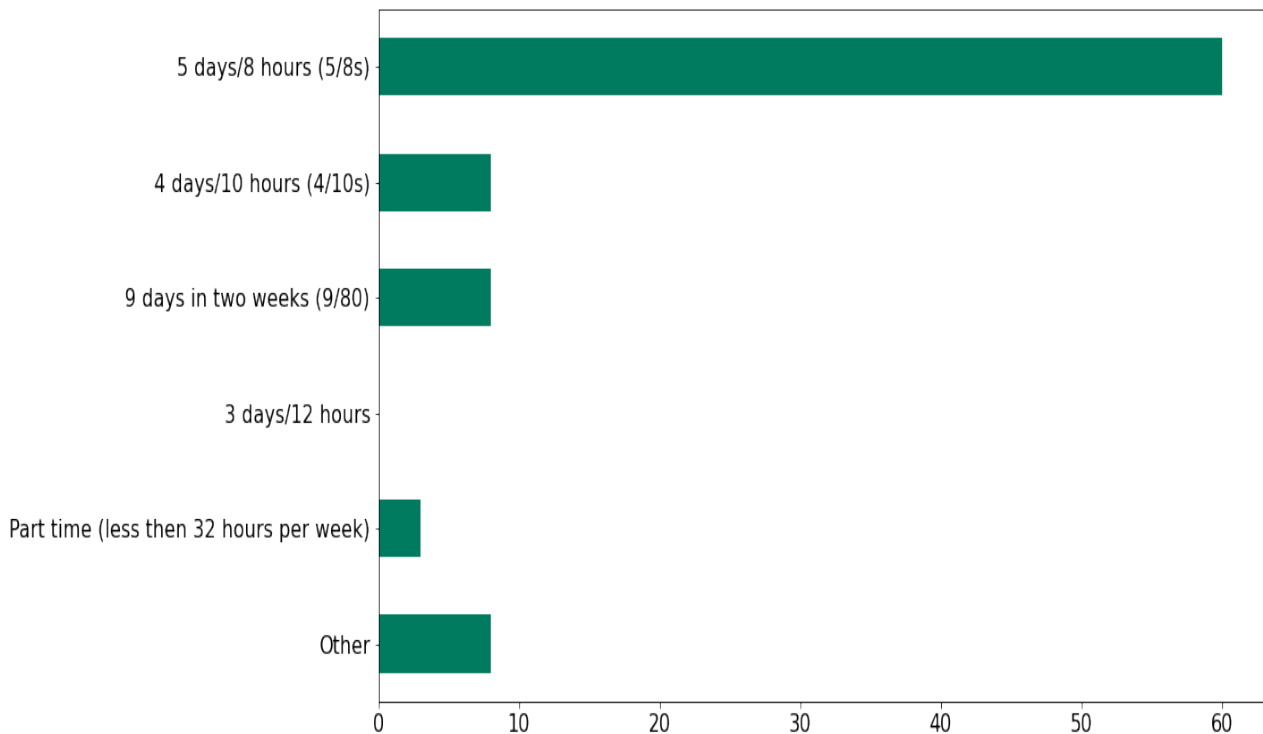
Non Drive Alone Trip (NDAT) rate: 85.2%

Total Annual Greenhouse Gas Emissions - All Employees (Metric Ton CO₂e): 95.4

Daily Greenhouse Gas Emissions per Employees (Pounds) Roundtrip: 5.4

Which of the following best describes your work schedule?


	Total Responses	Percentage of Respondents
5 days/8 hours (5/8s)	60	69.0
4 days/10 hours (4/10s)	8	9.2
9 days in two weeks (9/80)	8	9.2
3 days/12 hours	0	0.0
Part time (less than 32 hours per week)	3	3.4
Other	8	9.2
Total	87	100.0



During a typical week, how do you get to work each day?

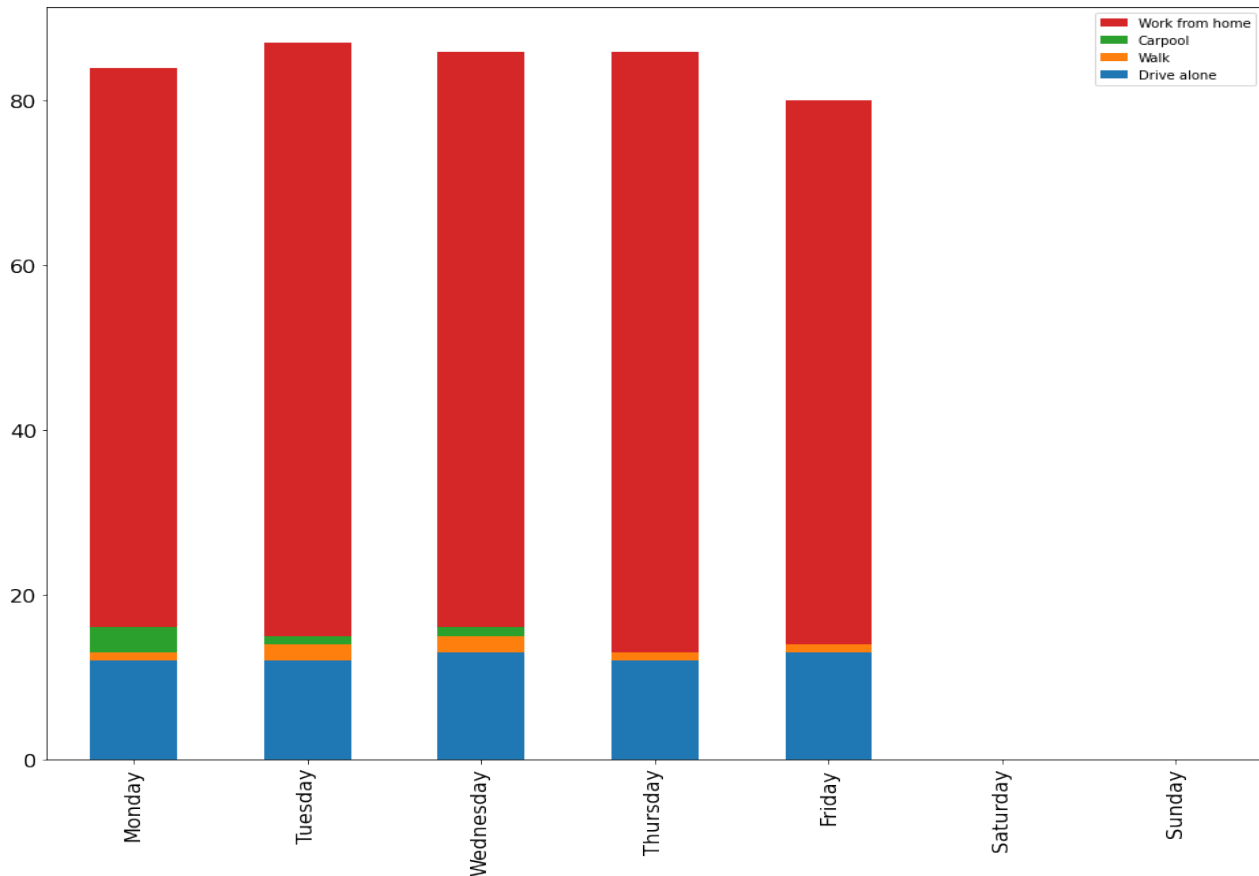
	Total Weekly Trips	Percent of Weekly Trips
Work from home	349	80.2
Walk	7	1.6
Bike	0	0.0
Bus	0	0.0
Train/ Light rail/Streetcar	0	0.0
Drove to ferry	0	0.0
Walk to ferry	0	0.0
Employer shuttle	0	0.0
Vanpool	0	0.0
Carpool	5	1.1
Compressed workweek day off	12	2.8
Uber/Lyft/Taxi	0	0.0
Drive alone	62	14.3
Motorcycle	0	0.0
Other	0	0.0
Total	435	100.0

Weekly Commute Modes Selected



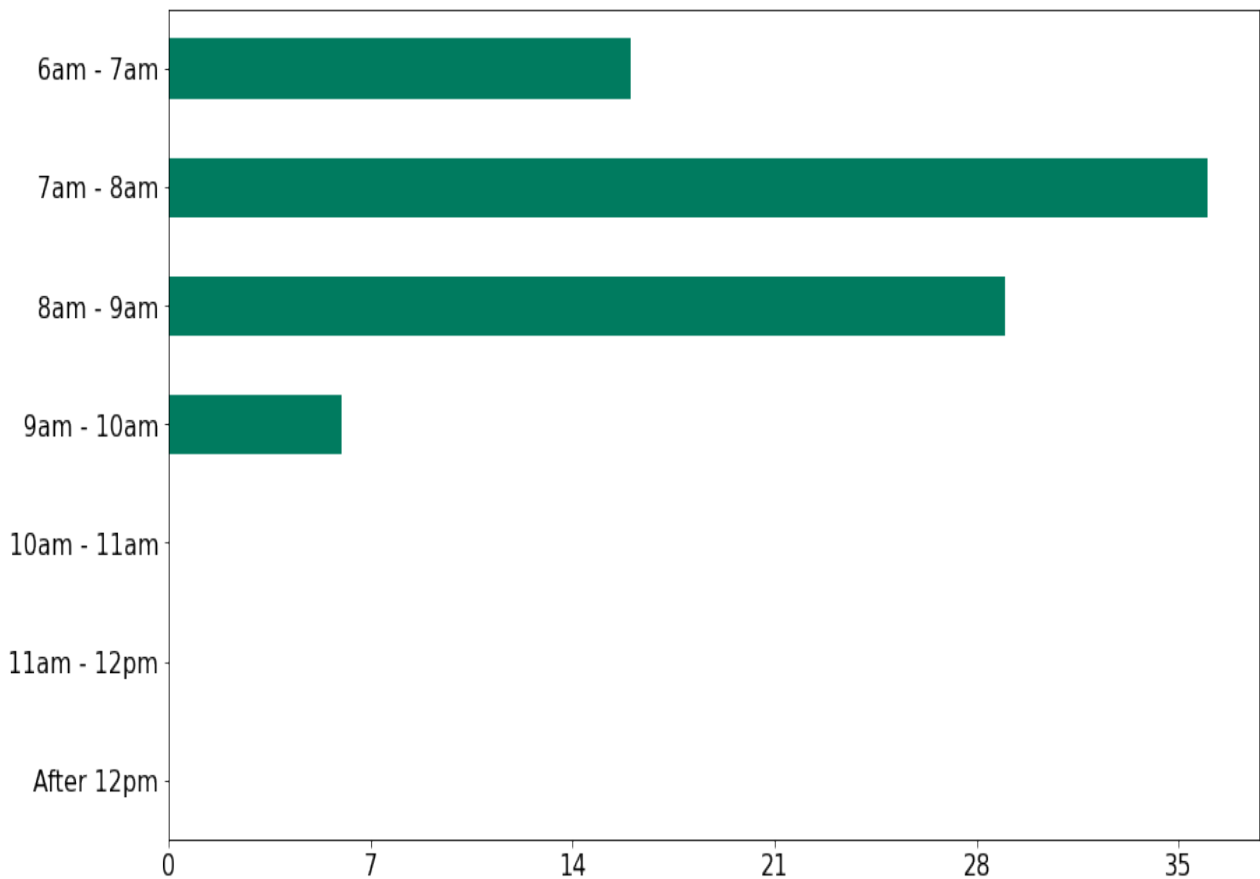
	Monday	Tuesday	Wednesday	Thursday	Friday	Saturday	Sunday
Work from home	68	72	70	73	66	0	0
Walk	1	2	2	1	1	0	0
Bike	0	0	0	0	0	0	0
Bus	0	0	0	0	0	0	0
Train/ Light rail/ Streetcar	0	0	0	0	0	0	0
Drove to ferry	0	0	0	0	0	0	0
Walk to ferry	0	0	0	0	0	0	0
Employer shuttle	0	0	0	0	0	0	0
Vanpool	0	0	0	0	0	0	0
Carpool	3	1	1	0	0	0	0
Uber/Lyft/Taxi	0	0	0	0	0	0	0
Drive alone	12	12	13	12	13	0	0
Motorcycle	0	0	0	0	0	0	0
Other	0	0	0	0	0	0	0

*Compressed workweek day off total is calculated from Question 1 - Work schedule. Therefore, it is not possible to show in daily distribution.



When do you typically arrive at work?

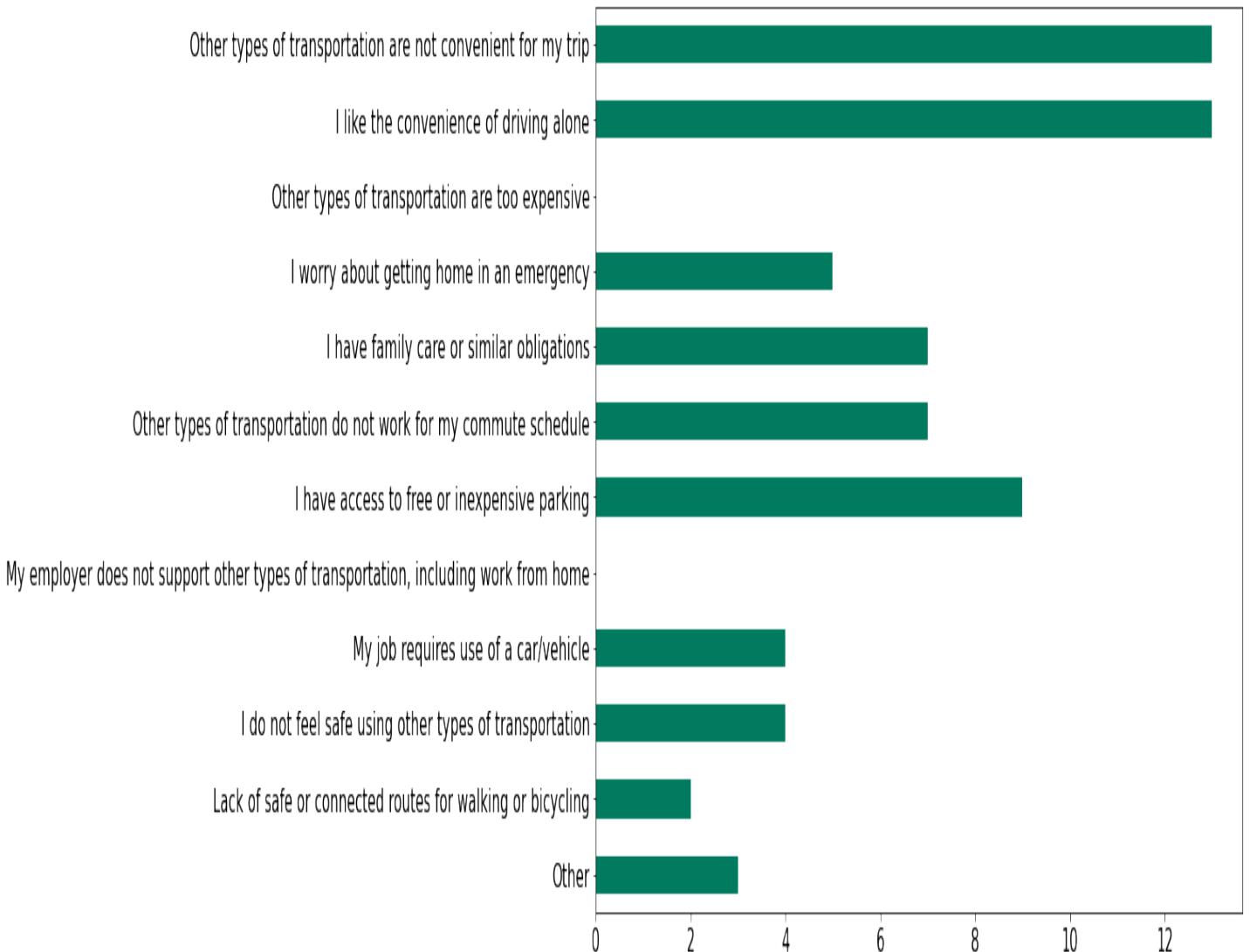
	Total Responses	Percentage of Respondents
6am - 7am	16	18.4
7am - 8am	36	41.4
8am - 9am	29	33.3
9am - 10am	6	6.9
10am - 11am	0	0.0
11am - 12pm	0	0.0
After 12pm	0	0.0



Why do you drive alone to work (when you choose this option)?

Total Responses

Other types of transportation are not convenient for my trip	13
I like the convenience of driving alone	13
Other types of transportation are too expensive	0
I worry about getting home in an emergency	5
I have family care or similar obligations	7
Other types of transportation do not work for my commute schedule	7
I have access to free or inexpensive parking	9
My employer does not support other types of transportation, including work from home	0
My job requires use of a car/vehicle	4
I do not feel safe using other types of transportation	4
Lack of safe or connected routes for walking or bicycling	2
Other	3



Would any of the following options make you consider not driving alone to work?

Total Responses

Bus/train/ferry benefits	5
Employer shuttle access	0
Flexible schedules/ work from home options	10
Incentives for biking or walking	4
Secure bike parking, showers, lockers, etc.	3
Carpool/vanpool ride matching or subsidy	0
Guaranteed ride home	3
Dedicated carpool/HOV parking spaces	0
Other	2

