

WA State Office of the Secretary of State

Legislative Building

CTR ID: E11684

Survey summary

Survey dates from 11/02/2021 to 11/09/2021

Total responses: 16

Total employees: 29

Response rate: 55.2%

Meets threshold of 95 percent confidence level +/- 5 percent: No

Vehicle Miles of Travel (VMT) per employee: 7.9

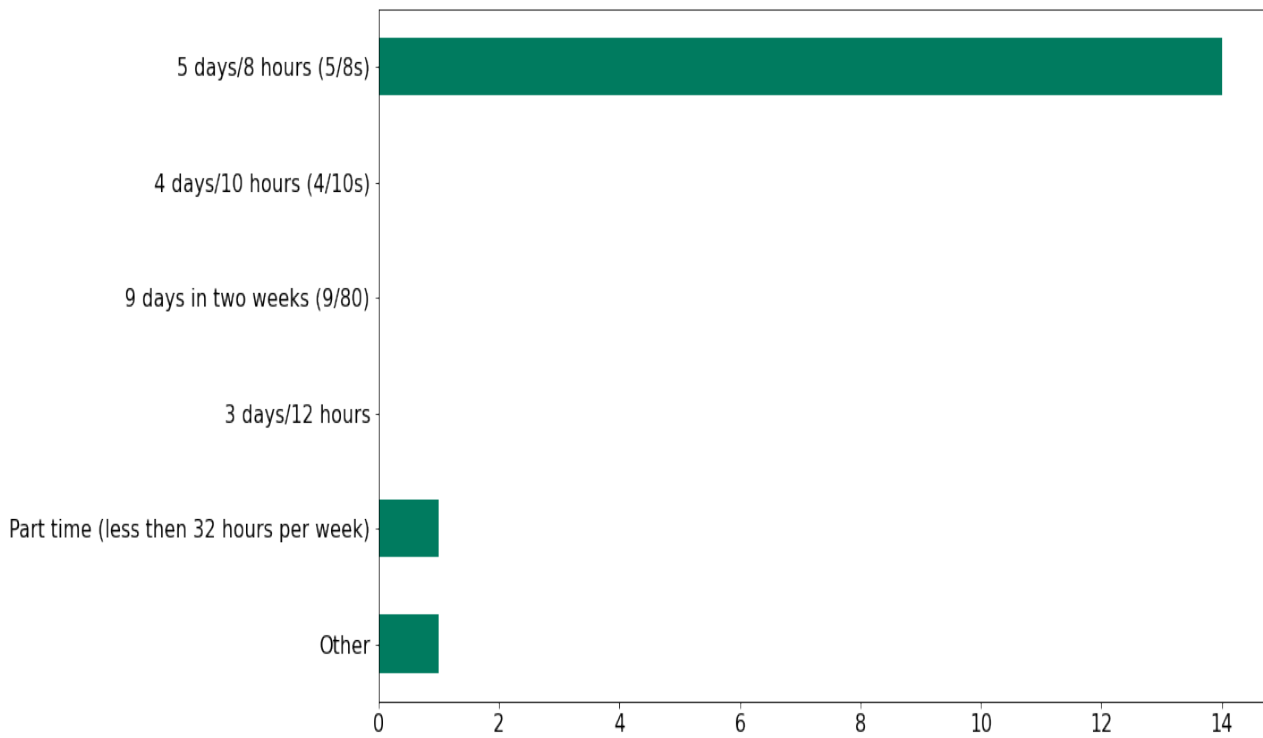
Non Drive Alone Trip (NDAT) rate: 17.7%

Total Annual Greenhouse Gas Emissions - All Employees (Metric Ton CO₂e): 47.4

Daily Greenhouse Gas Emissions per Employees (Pounds) Roundtrip: 14.6

Which of the following best describes your work schedule?


	Total Responses	Percentage of Respondents
5 days/8 hours (5/8s)	14	87.5
4 days/10 hours (4/10s)	0	0.0
9 days in two weeks (9/80)	0	0.0
3 days/12 hours	0	0.0
Part time (less than 32 hours per week)	1	6.2
Other	1	6.2
Total	16	99.0



During a typical week, how do you get to work each day?

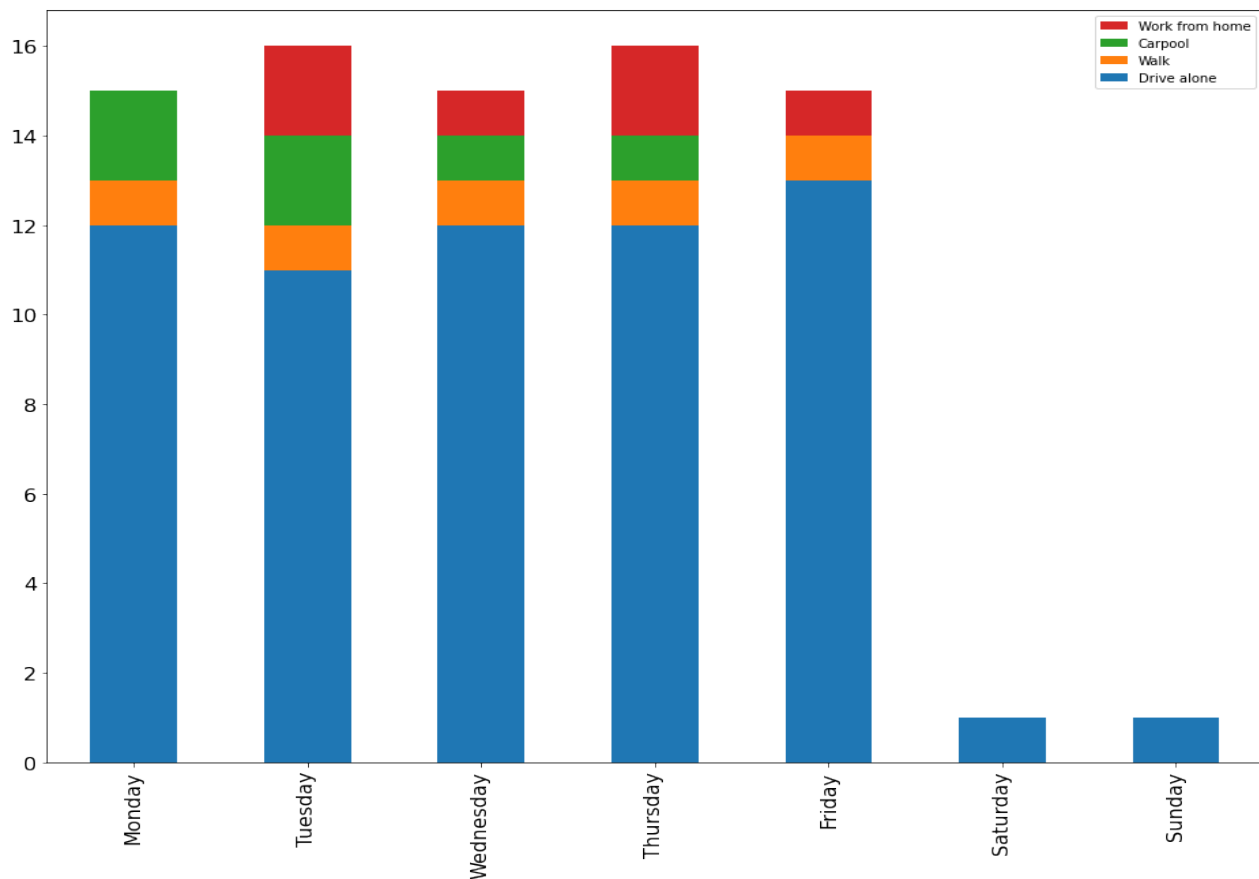
	Total Weekly Trips	Percent of Weekly Trips
Work from home	6	7.6
Walk	5	6.3
Bike	0	0.0
Bus	0	0.0
Train/ Light rail/Streetcar	0	0.0
Drove to ferry	0	0.0
Walk to ferry	0	0.0
Employer shuttle	0	0.0
Vanpool	0	0.0
Carpool	6	7.6
Compressed workweek day off	0	0.0
Uber/Lyft/Taxi	0	0.0
Drive alone	62	78.5
Motorcycle	0	0.0
Other	0	0.0
Total	79	100.0

Weekly Commute Modes Selected



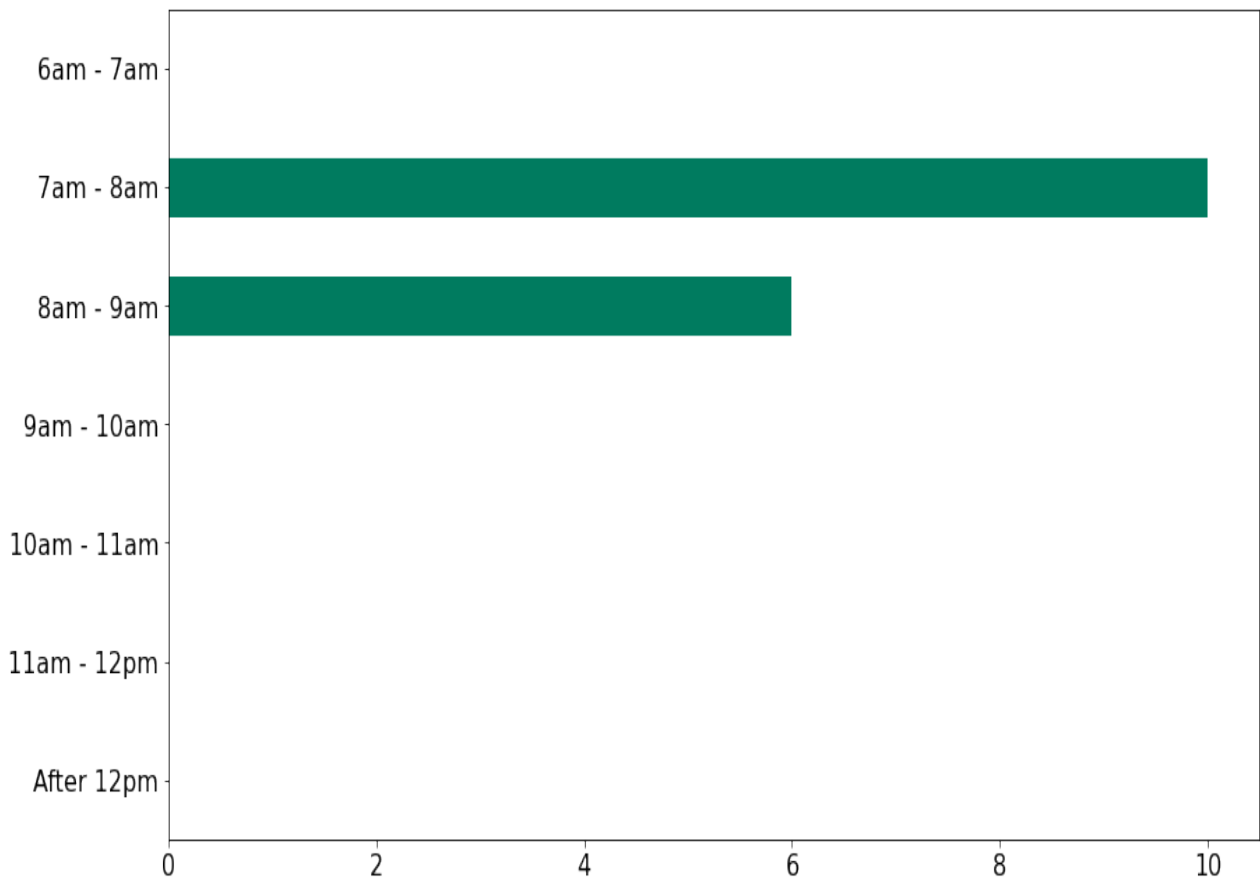
	Monday	Tuesday	Wednesday	Thursday	Friday	Saturday	Sunday
Work from home	0	2	1	2	1	0	0
Walk	1	1	1	1	1	0	0
Bike	0	0	0	0	0	0	0
Bus	0	0	0	0	0	0	0
Train/ Light rail/ Streetcar	0	0	0	0	0	0	0
Drove to ferry	0	0	0	0	0	0	0
Walk to ferry	0	0	0	0	0	0	0
Employer shuttle	0	0	0	0	0	0	0
Vanpool	0	0	0	0	0	0	0
Carpool	2	2	1	1	0	0	0
Uber/Lyft/Taxi	0	0	0	0	0	0	0
Drive alone	12	11	12	12	13	1	1
Motorcycle	0	0	0	0	0	0	0
Other	0	0	0	0	0	0	0

*Compressed workweek day off total is calculated from Question 1 - Work schedule. Therefore, it is not possible to show in daily distribution.



When do you typically arrive at work?

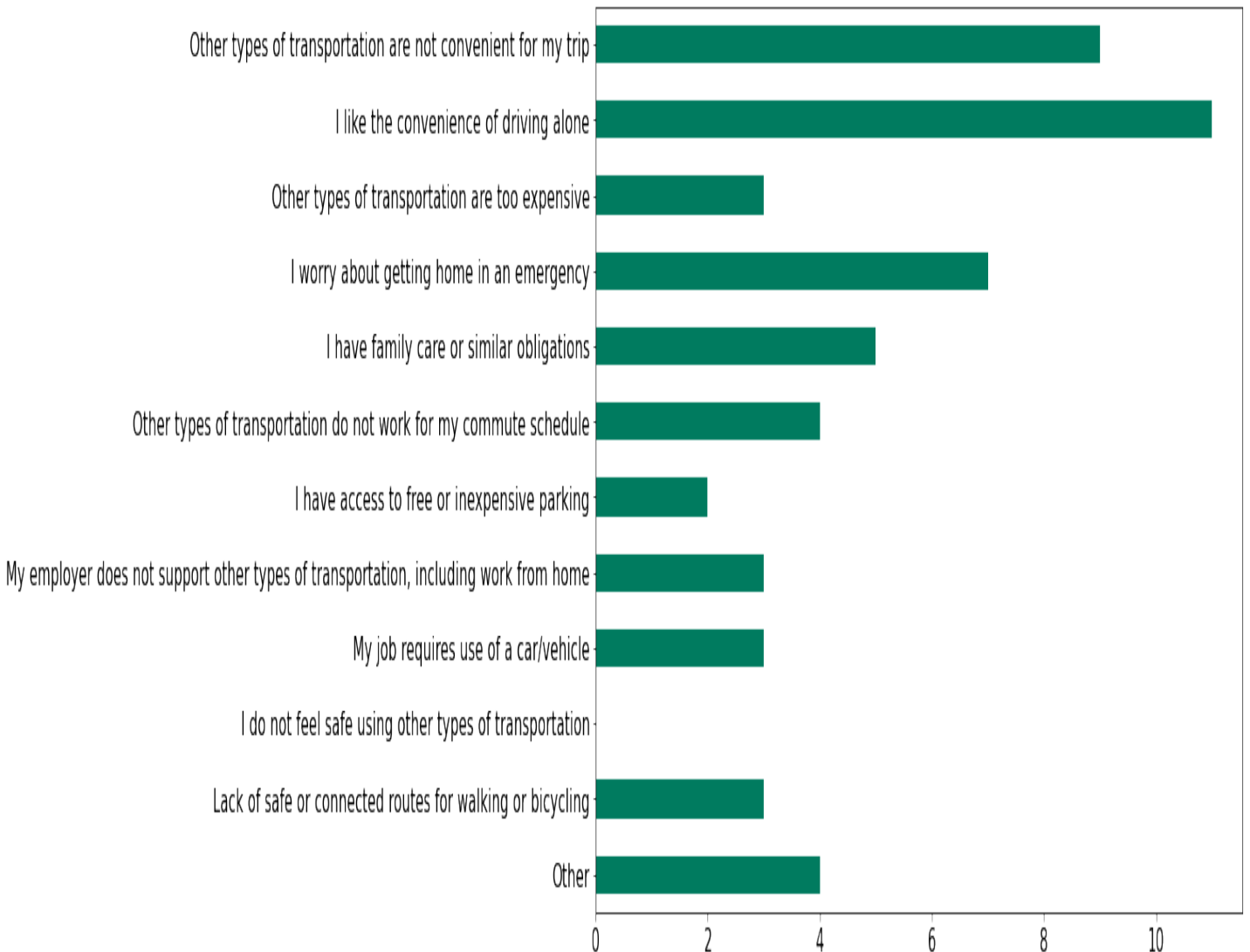
	Total Responses	Percentage of Respondents
6am - 7am	0	0.0
7am - 8am	10	62.5
8am - 9am	6	37.5
9am - 10am	0	0.0
10am - 11am	0	0.0
11am - 12pm	0	0.0
After 12pm	0	0.0



Why do you drive alone to work (when you choose this option)?

Total Responses

Other types of transportation are not convenient for my trip	9
I like the convenience of driving alone	11
Other types of transportation are too expensive	3
I worry about getting home in an emergency	7
I have family care or similar obligations	5
Other types of transportation do not work for my commute schedule	4
I have access to free or inexpensive parking	2
My employer does not support other types of transportation, including work from home	3
My job requires use of a car/vehicle	3
I do not feel safe using other types of transportation	0
Lack of safe or connected routes for walking or bicycling	3
Other	4



Would any of the following options make you consider not driving alone to work?

Total Responses

Bus/train/ferry benefits	2
Employer shuttle access	3
Flexible schedules/ work from home options	9
Incentives for biking or walking	1
Secure bike parking, showers, lockers, etc.	3
Carpool/vanpool ride matching or subsidy	3
Guaranteed ride home	4
Dedicated carpool/HOV parking spaces	2
Other	0

