

WA State Dept. of Retirement Systems

Point Plaza West

CTR ID: E11734

Survey summary

Survey dates from 12/07/2021 to 12/21/2021

Total responses: 106

Total employees: 259

Response rate: 40.9%

Meets threshold of 95 percent confidence level +/- 5 percent: No

Vehicle Miles of Travel (VMT) per employee: 4.5

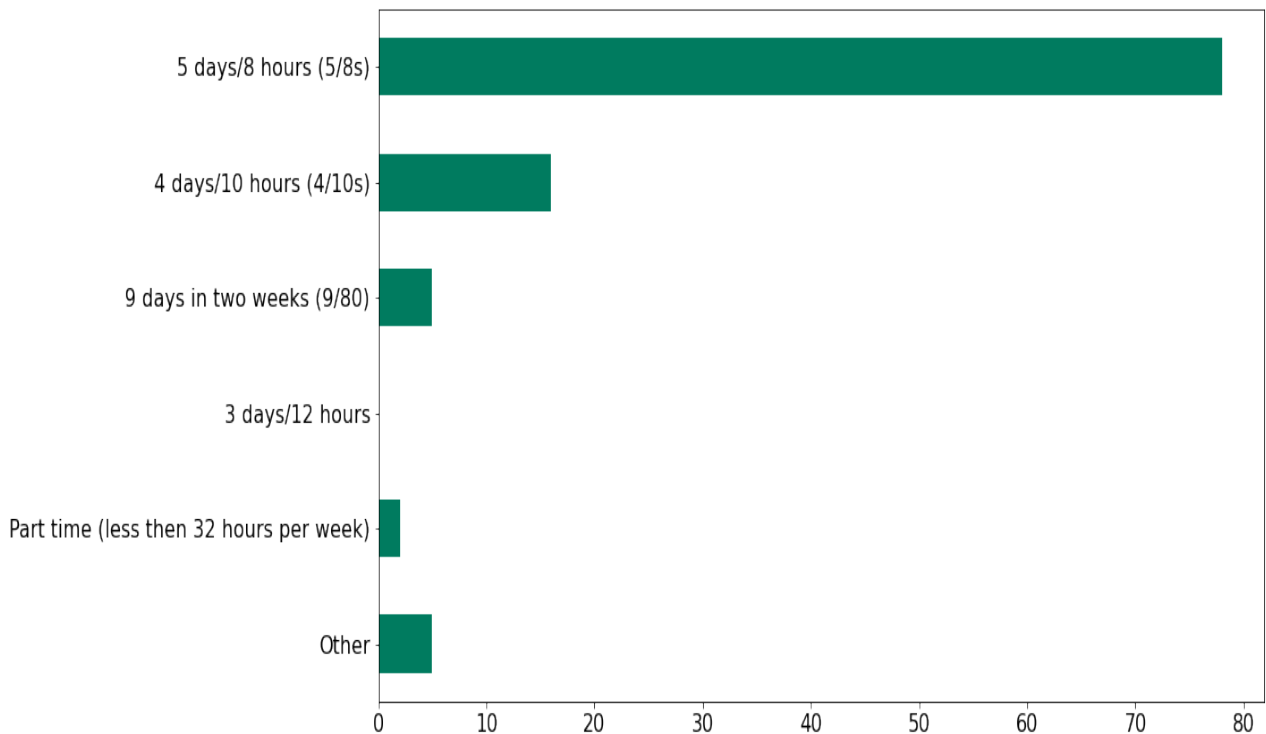
Non Drive Alone Trip (NDAT) rate: 56.0%

Total Annual Greenhouse Gas Emissions - All Employees (Metric Ton CO₂e): 246.2

Daily Greenhouse Gas Emissions per Employees (Pounds) Roundtrip: 8.3

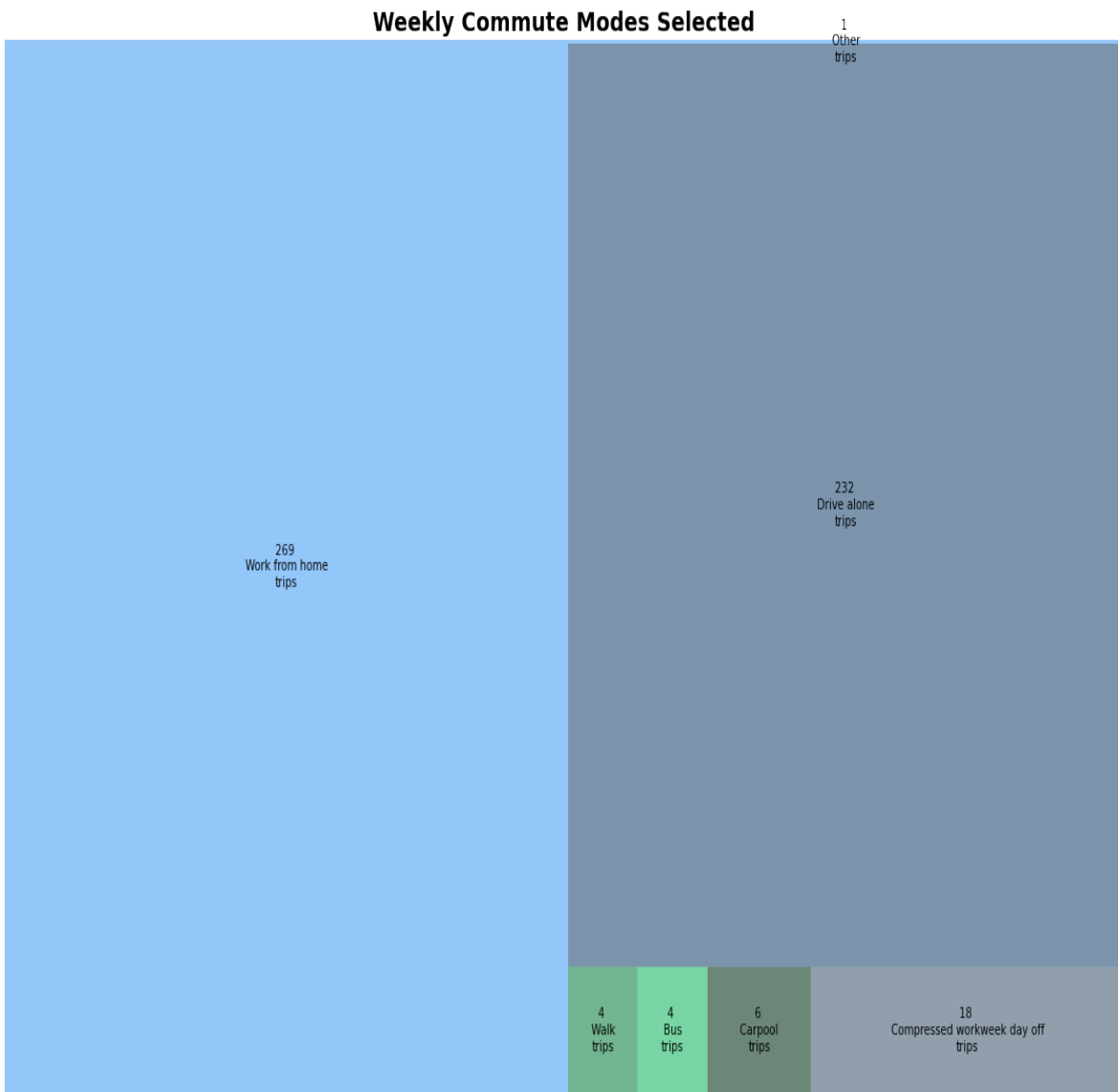
Which of the following best describes your work schedule?

	Total Responses	Percentage of Respondents
5 days/8 hours (5/8s)	78	73.6
4 days/10 hours (4/10s)	16	15.1
9 days in two weeks (9/80)	5	4.7
3 days/12 hours	0	0.0
Part time (less than 32 hours per week)	2	1.9
Other	5	4.7
Total	106	100.0



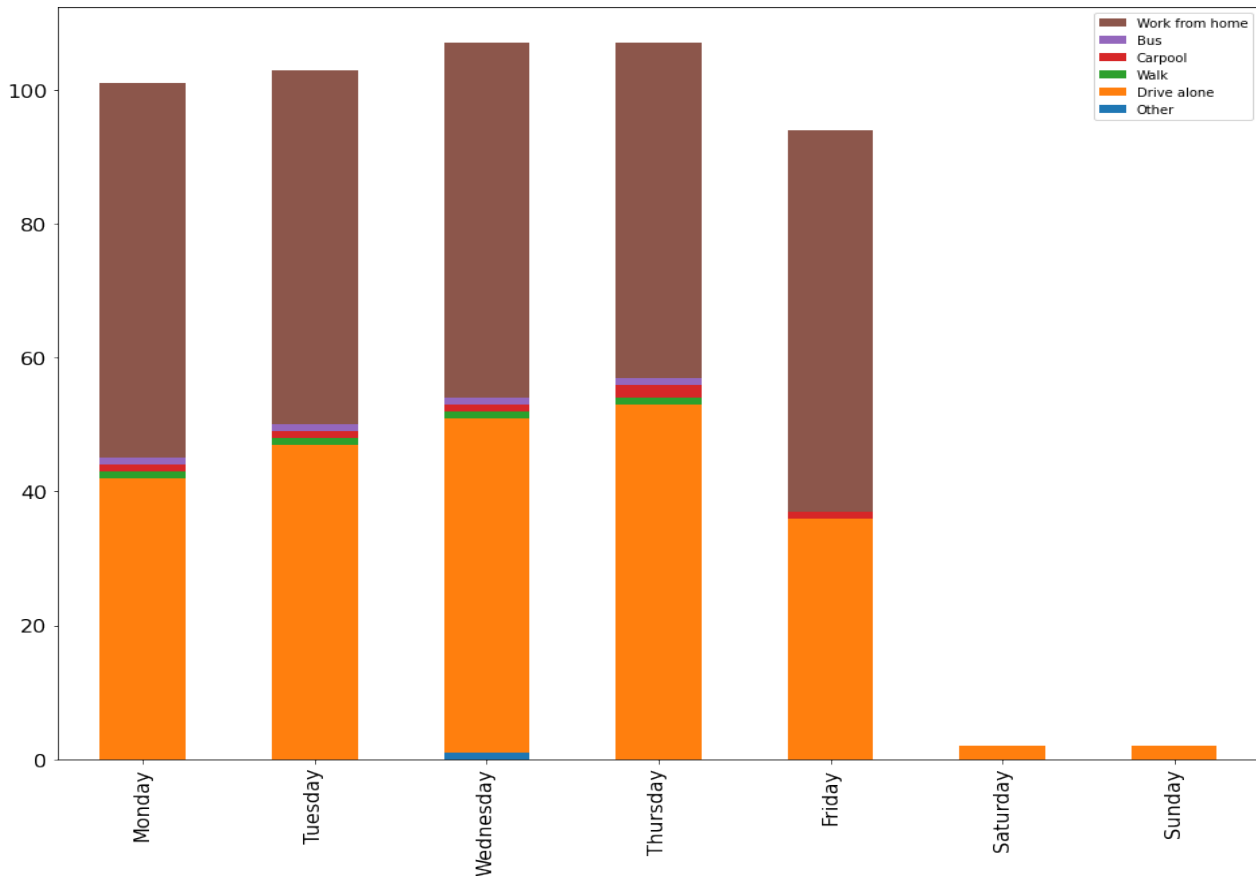
During a typical week, how do you get to work each day?

	Total Weekly Trips	Percent of Weekly Trips
Work from home	269	50.4
Walk	4	0.7
Bike	0	0.0
Bus	4	0.7
Train/ Light rail/Streetcar	0	0.0
Drove to ferry	0	0.0
Walk to ferry	0	0.0
Employer shuttle	0	0.0
Vanpool	0	0.0
Carpool	6	1.1
Compressed workweek day off	18	3.4
Uber/Lyft/Taxi	0	0.0
Drive alone	232	43.4
Motorcycle	0	0.0
Other	1	0.2
Total	534	100.0



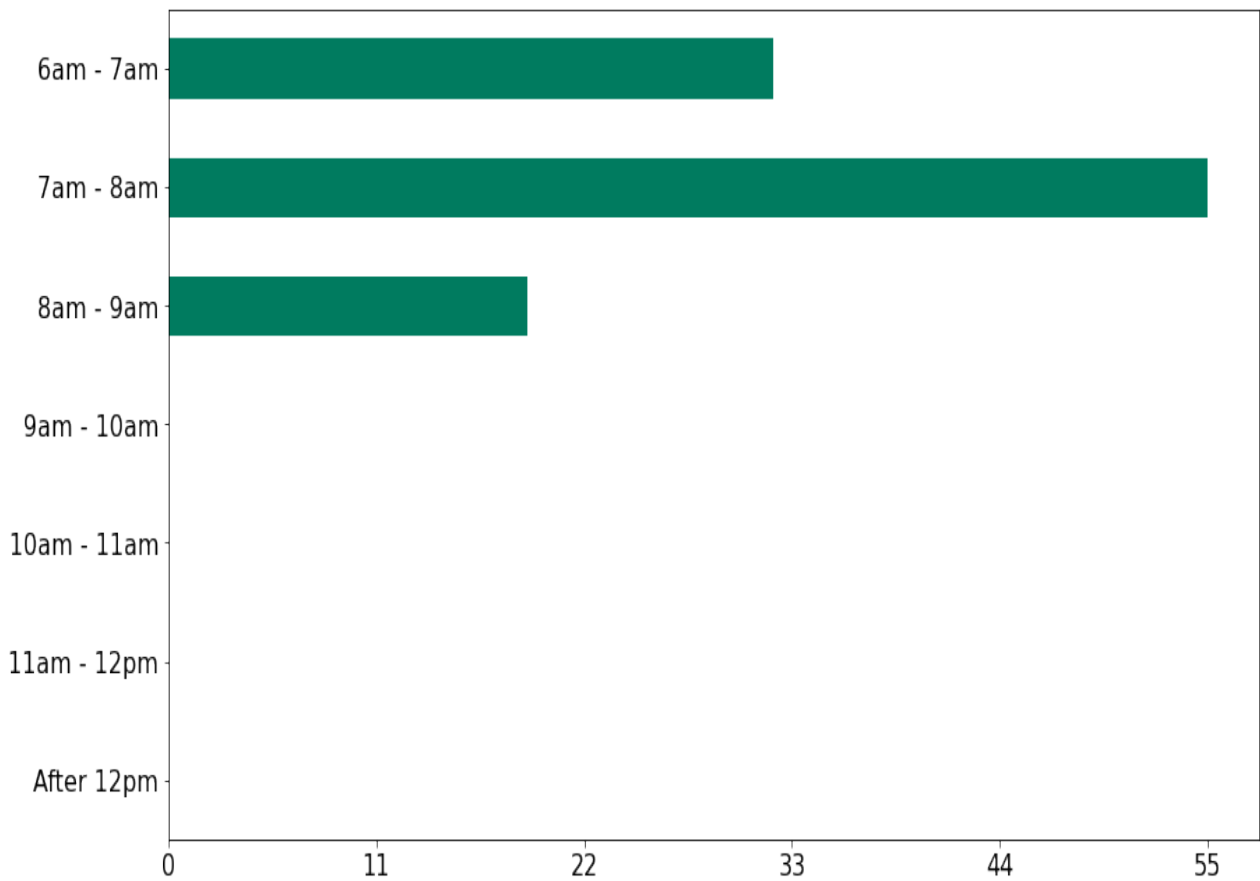
	Monday	Tuesday	Wednesday	Thursday	Friday	Saturday	Sunday
Work from home	56	53	53	50	57	0	0
Walk	1	1	1	1	0	0	0
Bike	0	0	0	0	0	0	0
Bus	1	1	1	1	0	0	0
Train/ Light rail/ Streetcar	0	0	0	0	0	0	0
Drove to ferry	0	0	0	0	0	0	0
Walk to ferry	0	0	0	0	0	0	0
Employer shuttle	0	0	0	0	0	0	0
Vanpool	0	0	0	0	0	0	0
Carpool	1	1	1	2	1	0	0
Uber/ Lyft/ Taxi	0	0	0	0	0	0	0
Drive alone	42	47	50	53	36	2	2
Motorcycle	0	0	0	0	0	0	0
Other	0	0	1	0	0	0	0

*Compressed workweek day off total is calculated from Question 1 - Work schedule. Therefore, it is not possible to show in daily distribution.



When do you typically arrive at work?

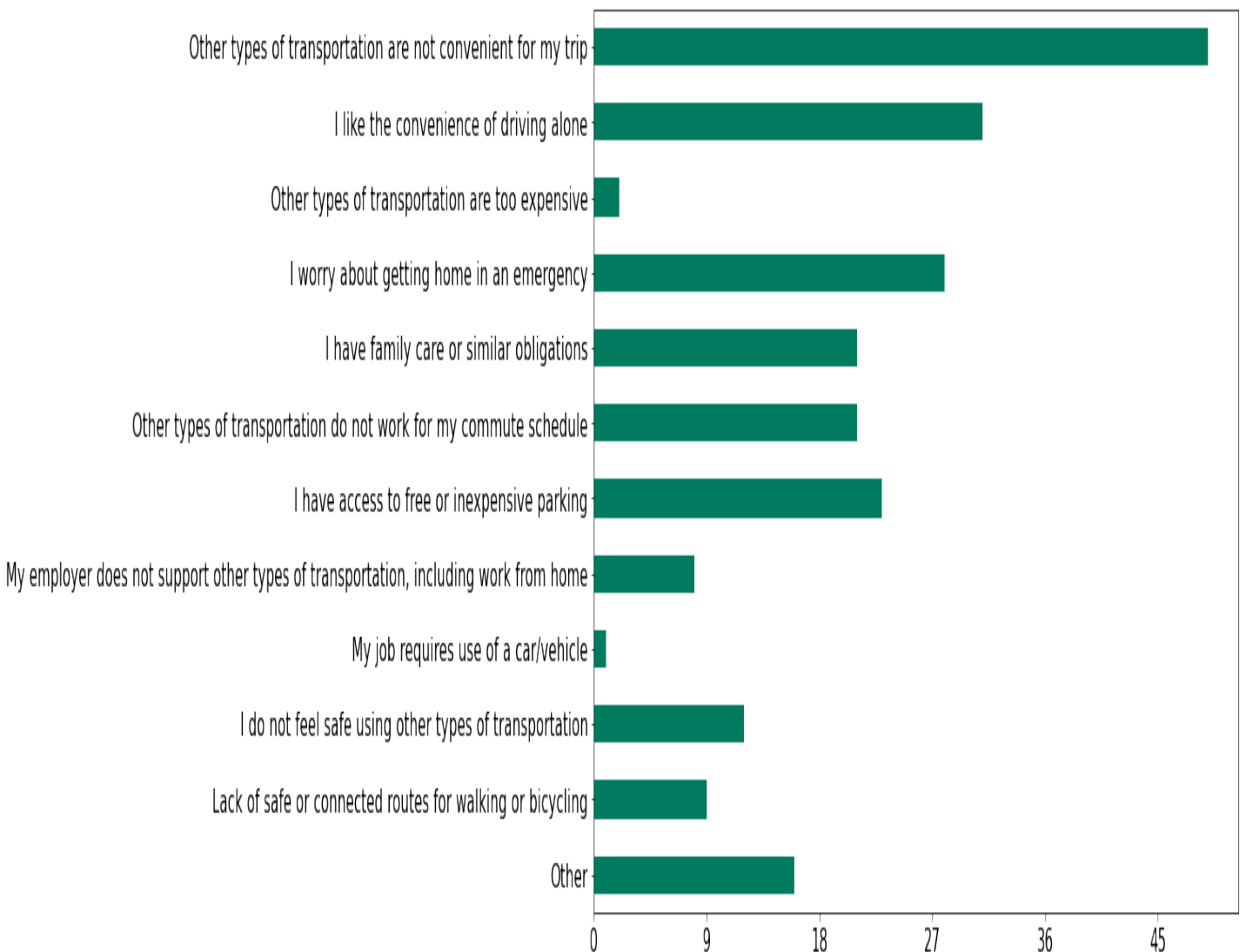
	Total Responses	Percentage of Respondents
6am - 7am	32	30.2
7am - 8am	55	51.9
8am - 9am	19	17.9
9am - 10am	0	0.0
10am - 11am	0	0.0
11am - 12pm	0	0.0
After 12pm	0	0.0



Why do you drive alone to work (when you choose this option)?

Total Responses

Other types of transportation are not convenient for my trip	49
I like the convenience of driving alone	31
Other types of transportation are too expensive	2
I worry about getting home in an emergency	28
I have family care or similar obligations	21
Other types of transportation do not work for my commute schedule	21
I have access to free or inexpensive parking	23
My employer does not support other types of transportation, including work from home	8
My job requires use of a car/vehicle	1
I do not feel safe using other types of transportation	12
Lack of safe or connected routes for walking or bicycling	9
Other	16



Would any of the following options make you consider not driving alone to work?

Total Responses

Bus/train/ferry benefits	6
Employer shuttle access	10
Flexible schedules/ work from home options	40
Incentives for biking or walking	9
Secure bike parking, showers, lockers, etc.	12
Carpool/vanpool ride matching or subsidy	9
Guaranteed ride home	12
Dedicated carpool/HOV parking spaces	0
Other	4

