

City of Olympia

Justice Center

CTR ID: E12666

Survey summary

Survey dates from 11/02/2021 to 11/27/2021

Total responses: 30

Total employees: 36

Response rate: 83.3%

Meets threshold of 95 percent confidence level +/- 5 percent: No

Vehicle Miles of Travel (VMT) per employee: 11.9

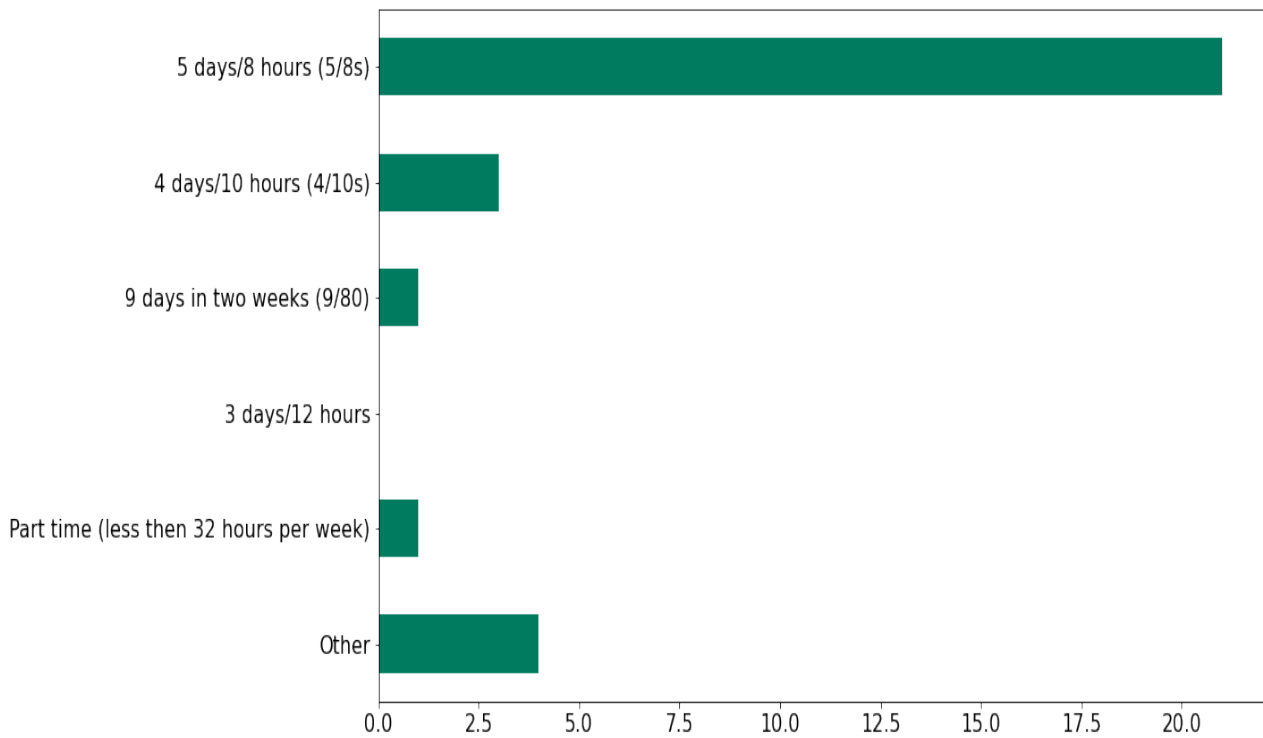
Non Drive Alone Trip (NDAT) rate: 13.2%

Total Annual Greenhouse Gas Emissions - All Employees (Metric Ton CO₂e): 97.3

Daily Greenhouse Gas Emissions per Employees (Pounds) Roundtrip: 22.0

Which of the following best describes your work schedule?


	Total Responses	Percentage of Respondents
5 days/8 hours (5/8s)	21	70.0
4 days/10 hours (4/10s)	3	10.0
9 days in two weeks (9/80)	1	3.3
3 days/12 hours	0	0.0
Part time (less than 32 hours per week)	1	3.3
Other	4	13.3
Total	30	99.0



During a typical week, how do you get to work each day?

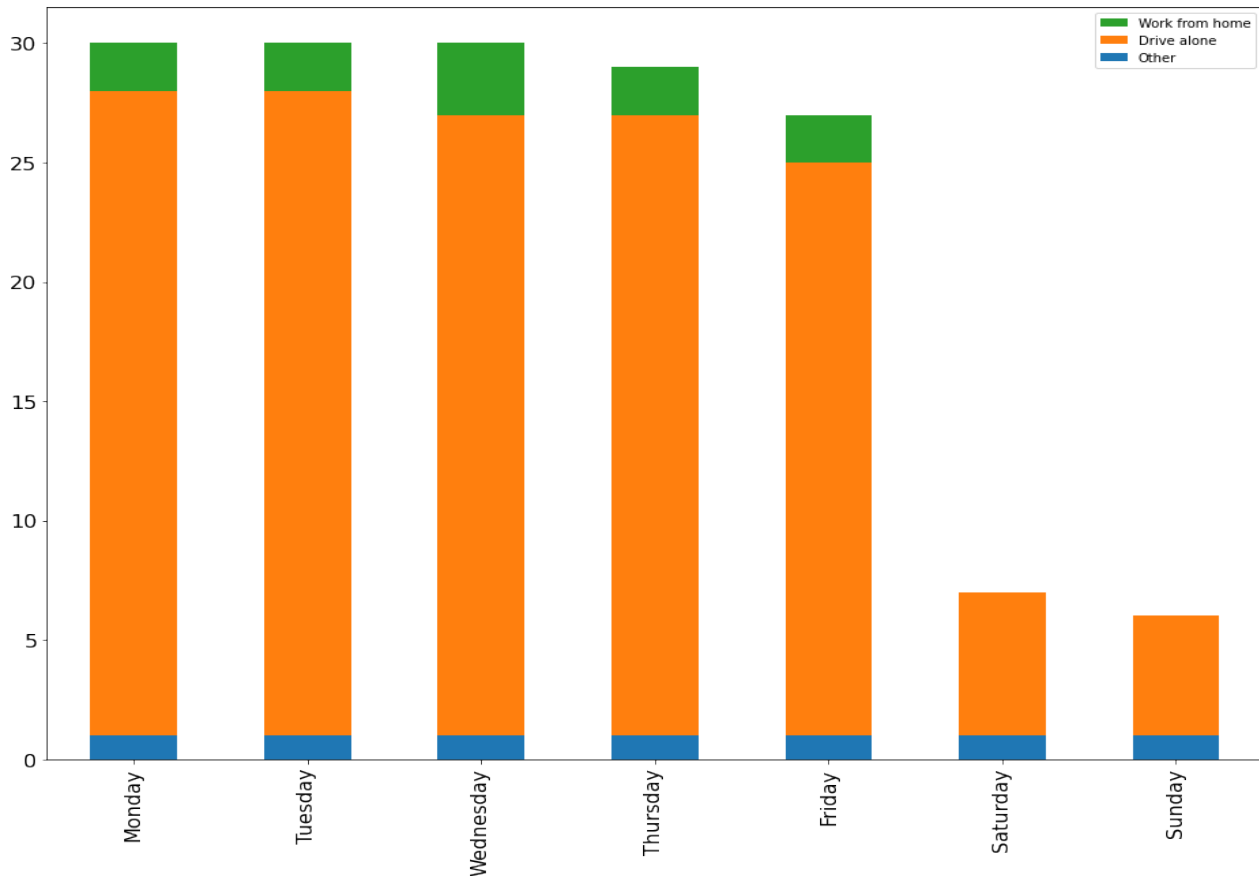
	Total Weekly Trips	Percent of Weekly Trips
Work from home	11	6.8
Walk	0	0.0
Bike	0	0.0
Bus	0	0.0
Train/ Light rail/Streetcar	0	0.0
Drove to ferry	0	0.0
Walk to ferry	0	0.0
Employer shuttle	0	0.0
Vanpool	0	0.0
Carpool	0	0.0
Compressed workweek day off	3	1.9
Uber/Lyft/Taxi	0	0.0
Drive alone	141	87.0
Motorcycle	0	0.0
Other	7	4.3
Total	162	100.0

Weekly Commute Modes Selected



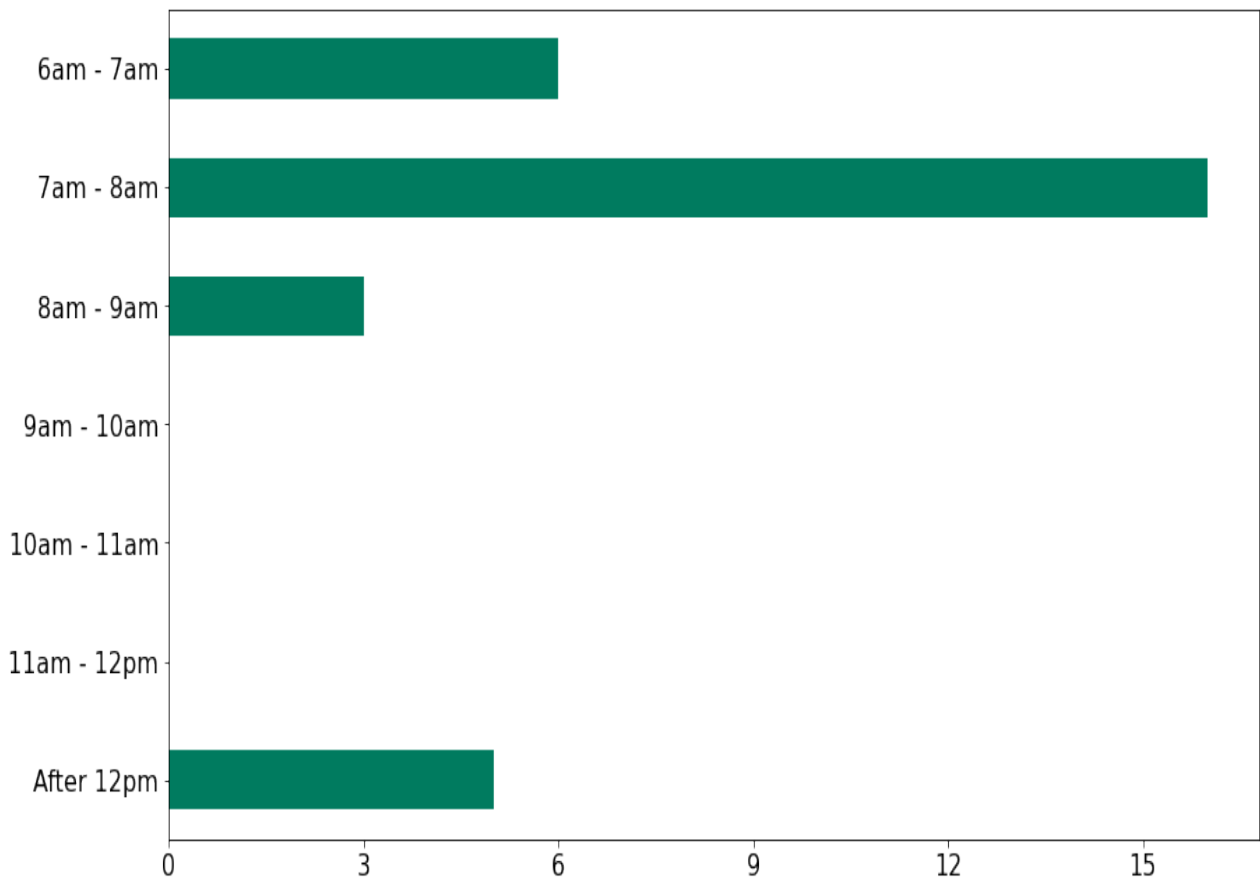
	Monday	Tuesday	Wednesday	Thursday	Friday	Saturday	Sunday
Work from home	2	2	3	2	2	0	0
Walk	0	0	0	0	0	0	0
Bike	0	0	0	0	0	0	0
Bus	0	0	0	0	0	0	0
Train/ Light rail/ Streetcar	0	0	0	0	0	0	0
Drove to ferry	0	0	0	0	0	0	0
Walk to ferry	0	0	0	0	0	0	0
Employer shuttle	0	0	0	0	0	0	0
Vanpool	0	0	0	0	0	0	0
Carpool	0	0	0	0	0	0	0
Uber/Lyft/Taxi	0	0	0	0	0	0	0
Drive alone	27	27	26	26	24	6	5
Motorcycle	0	0	0	0	0	0	0
Other	1	1	1	1	1	1	1

*Compressed workweek day off total is calculated from Question 1 - Work schedule. Therefore, it is not possible to show in daily distribution.



When do you typically arrive at work?

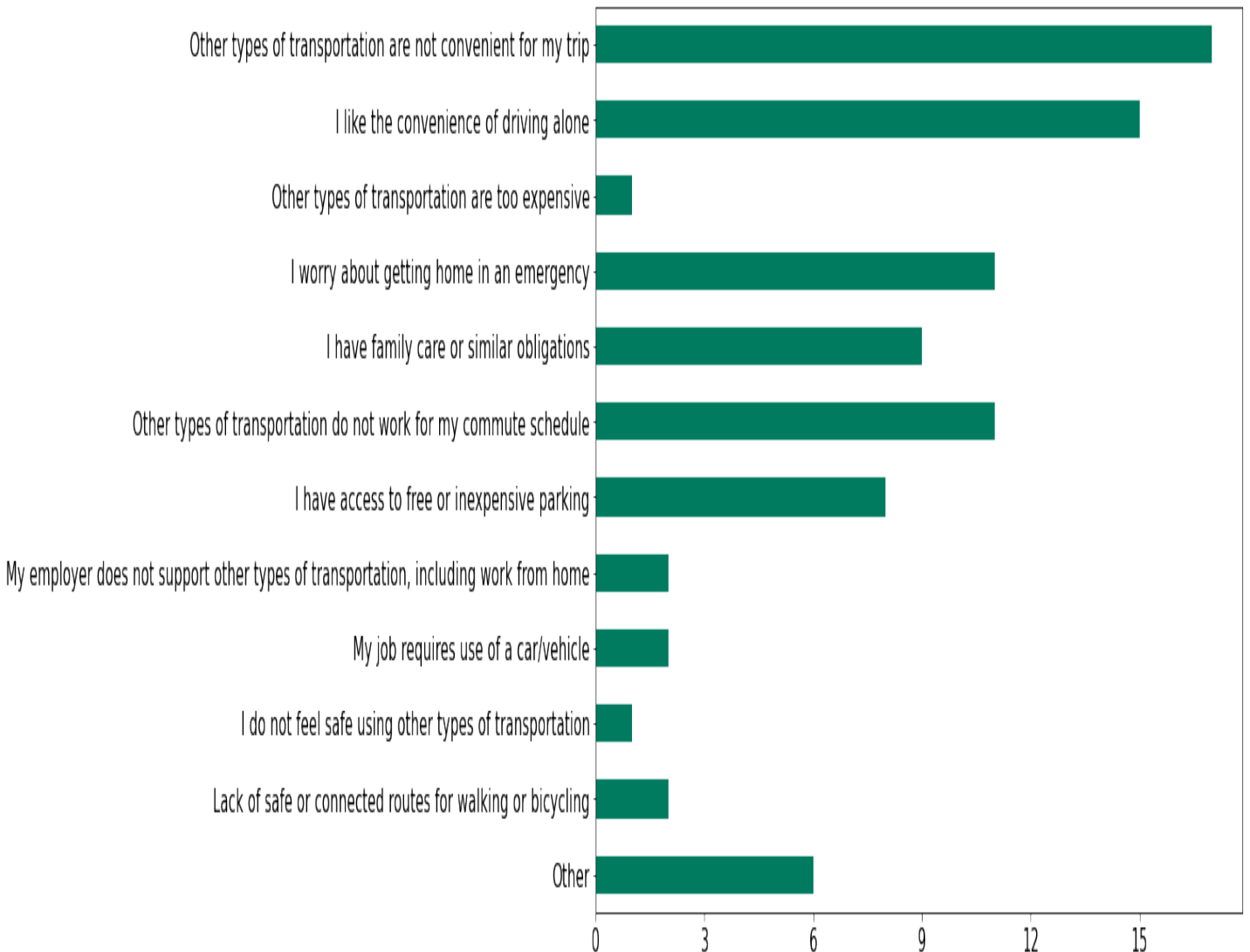
	Total Responses	Percentage of Respondents
6am - 7am	6	20.0
7am - 8am	16	53.3
8am - 9am	3	10.0
9am - 10am	0	0.0
10am - 11am	0	0.0
11am - 12pm	0	0.0
After 12pm	5	16.7



Why do you drive alone to work (when you choose this option)?

Total Responses

Other types of transportation are not convenient for my trip	17
I like the convenience of driving alone	15
Other types of transportation are too expensive	1
I worry about getting home in an emergency	11
I have family care or similar obligations	9
Other types of transportation do not work for my commute schedule	11
I have access to free or inexpensive parking	8
My employer does not support other types of transportation, including work from home	2
My job requires use of a car/vehicle	2
I do not feel safe using other types of transportation	1
Lack of safe or connected routes for walking or bicycling	2
Other	6



Would any of the following options make you consider not driving alone to work?

Total Responses

Bus/train/ferry benefits	2
Employer shuttle access	4
Flexible schedules/ work from home options	10
Incentives for biking or walking	3
Secure bike parking, showers, lockers, etc.	1
Carpool/vanpool ride matching or subsidy	3
Guaranteed ride home	4
Dedicated carpool/HOV parking spaces	1
Other	3

