

WA State Dept. of Fish & Wildlife

Capitol Way

CTR ID: E12930

Survey summary

Survey dates from 11/23/2021 to 12/15/2021

Total responses: 46

Total employees: 79

Response rate: 58.2%

Meets threshold of 95 percent confidence level +/- 5 percent: No

Vehicle Miles of Travel (VMT) per employee: 2.6

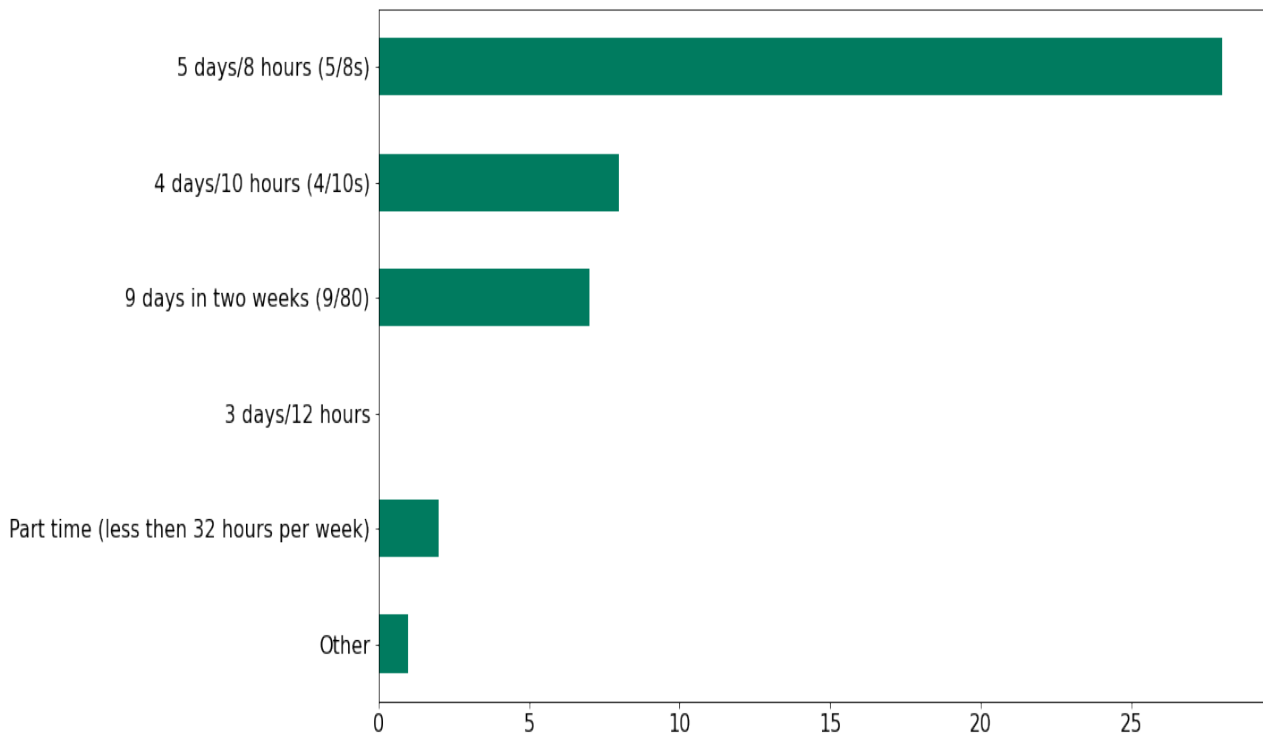
Non Drive Alone Trip (NDAT) rate: 78.3%

Total Annual Greenhouse Gas Emissions - All Employees (Metric Ton CO₂e): 41.5

Daily Greenhouse Gas Emissions per Employees (Pounds) Roundtrip: 4.8

Which of the following best describes your work schedule?

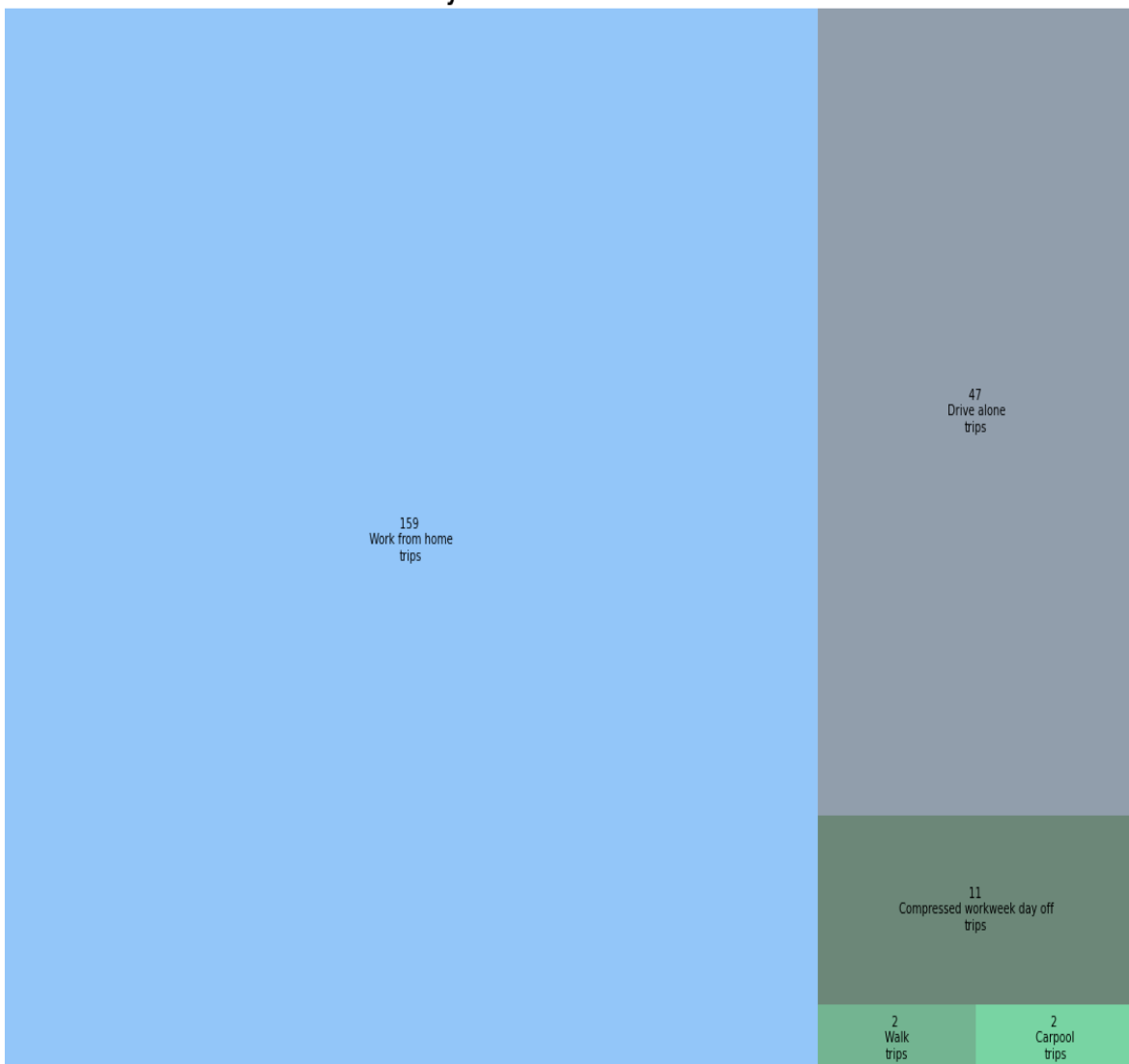
	Total Responses	Percentage of Respondents
5 days/8 hours (5/8s)	28	60.9
4 days/10 hours (4/10s)	8	17.4
9 days in two weeks (9/80)	7	15.2
3 days/12 hours	0	0.0
Part time (less than 32 hours per week)	2	4.3
Other	1	2.2
Total	46	100.0



During a typical week, how do you get to work each day?

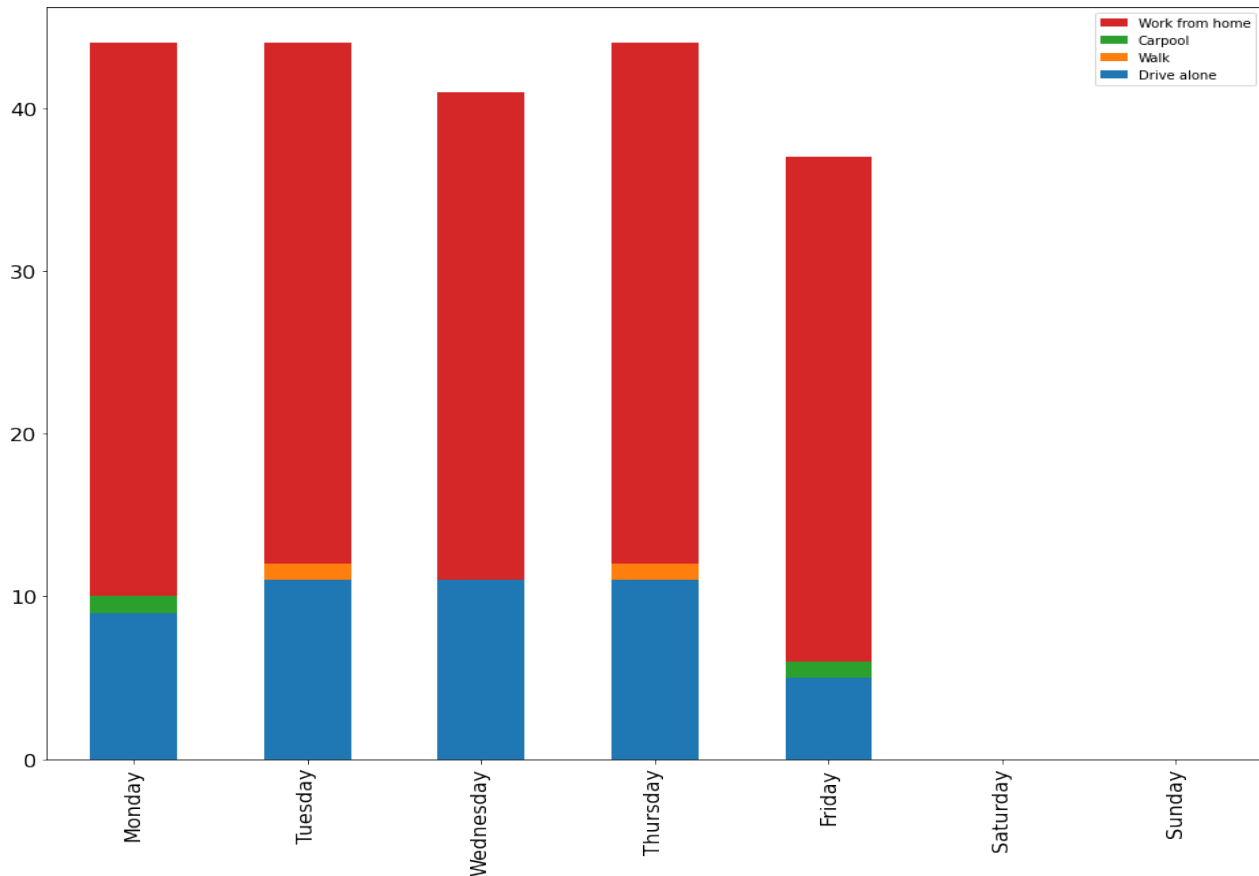
	Total Weekly Trips	Percent of Weekly Trips
Work from home	159	71.9
Walk	2	0.9
Bike	0	0.0
Bus	0	0.0
Train/ Light rail/Streetcar	0	0.0
Drove to ferry	0	0.0
Walk to ferry	0	0.0
Employer shuttle	0	0.0
Vanpool	0	0.0
Carpool	2	0.9
Compressed workweek day off	11	5.0
Uber/Lyft/Taxi	0	0.0
Drive alone	47	21.3
Motorcycle	0	0.0
Other	0	0.0
Total	221	100.0

Weekly Commute Modes Selected



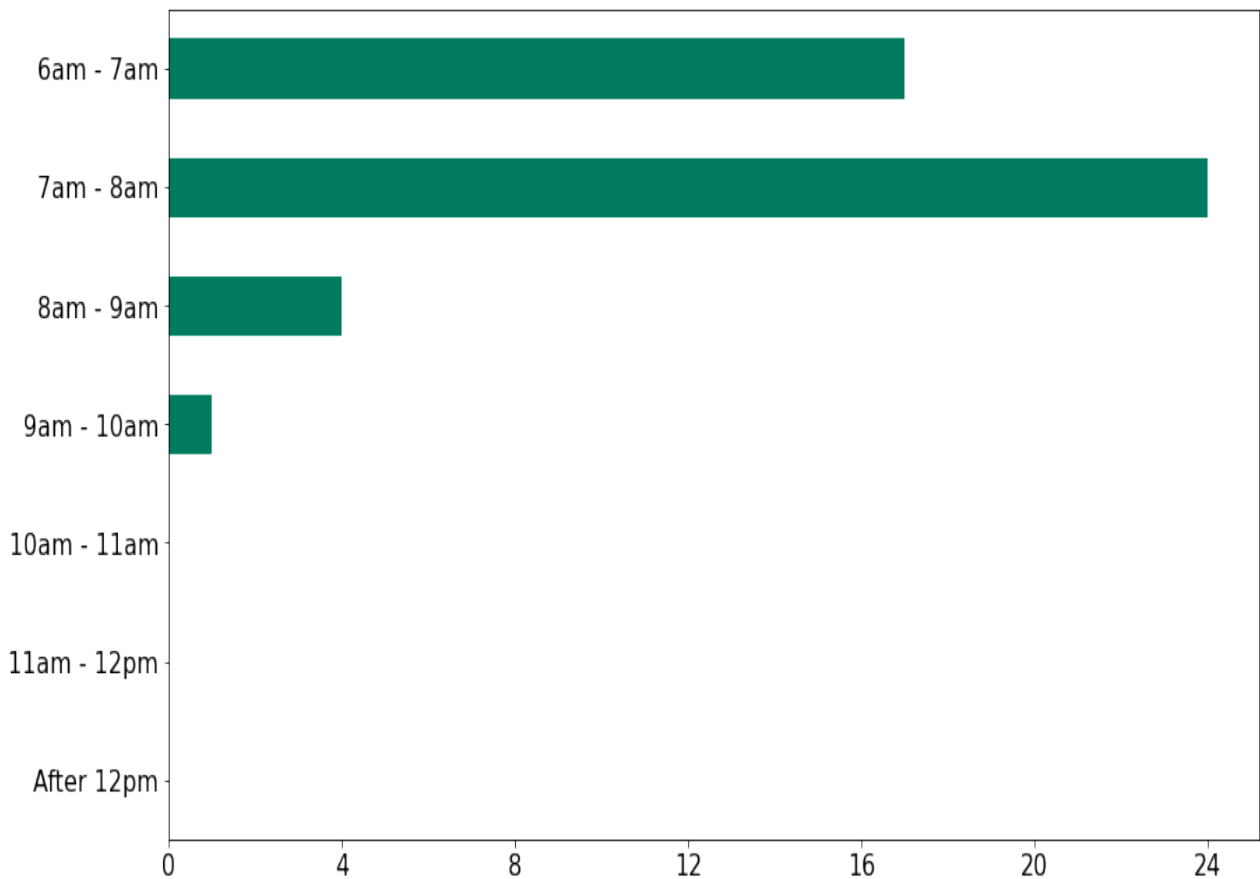
	Monday	Tuesday	Wednesday	Thursday	Friday	Saturday	Sunday
Work from home	34	32	30	32	31	0	0
Walk	0	1	0	1	0	0	0
Bike	0	0	0	0	0	0	0
Bus	0	0	0	0	0	0	0
Train/ Light rail/ Streetcar	0	0	0	0	0	0	0
Drove to ferry	0	0	0	0	0	0	0
Walk to ferry	0	0	0	0	0	0	0
Employer shuttle	0	0	0	0	0	0	0
Vanpool	0	0	0	0	0	0	0
Carpool	1	0	0	0	1	0	0
Uber/Lyft/Taxi	0	0	0	0	0	0	0
Drive alone	9	11	11	11	5	0	0
Motorcycle	0	0	0	0	0	0	0
Other	0	0	0	0	0	0	0

*Compressed workweek day off total is calculated from Question 1 - Work schedule. Therefore, it is not possible to show in daily distribution.



When do you typically arrive at work?

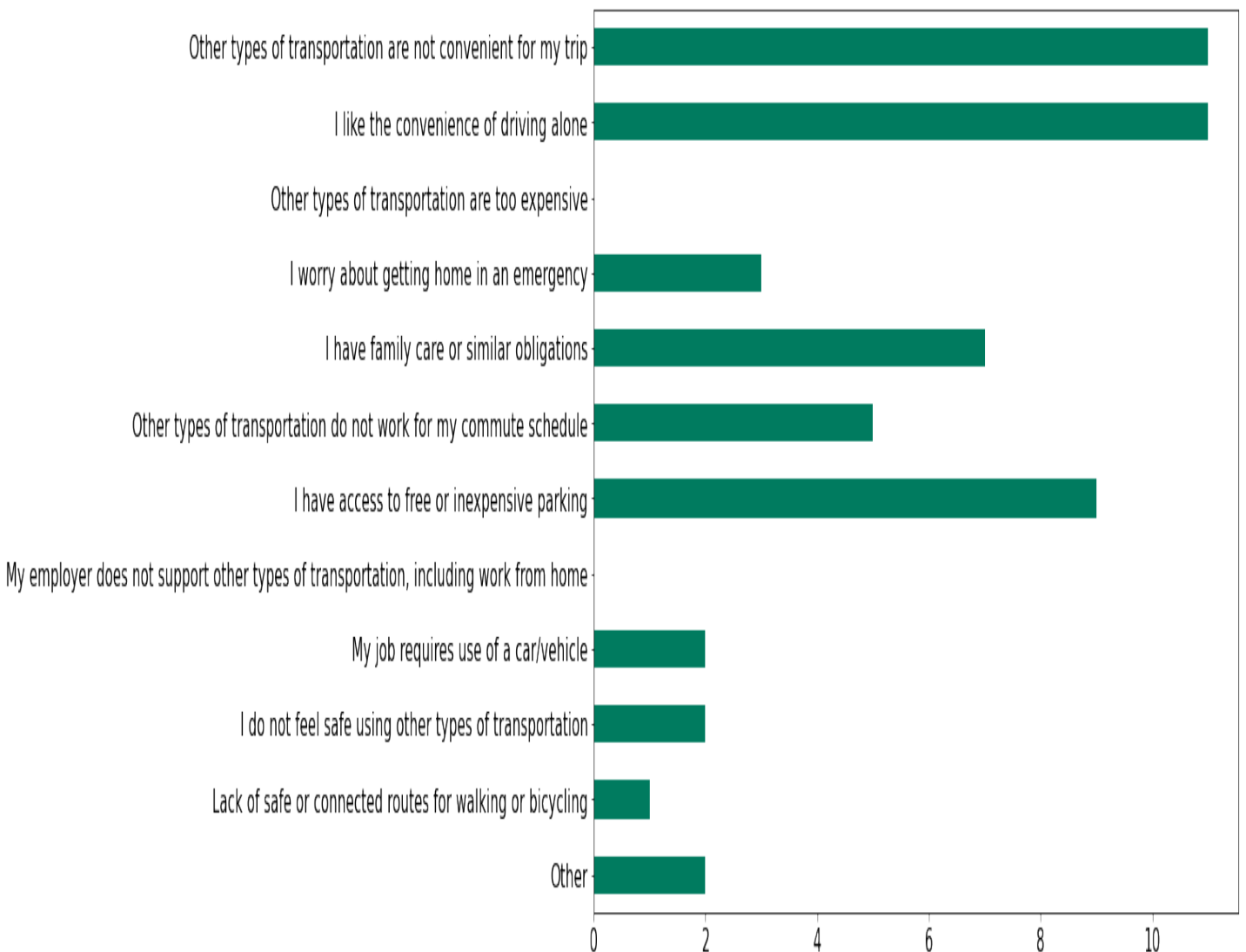
	Total Responses	Percentage of Respondents
6am - 7am	17	37.0
7am - 8am	24	52.2
8am - 9am	4	8.7
9am - 10am	1	2.2
10am - 11am	0	0.0
11am - 12pm	0	0.0
After 12pm	0	0.0



Why do you drive alone to work (when you choose this option)?

Total Responses

Other types of transportation are not convenient for my trip	11
I like the convenience of driving alone	11
Other types of transportation are too expensive	0
I worry about getting home in an emergency	3
I have family care or similar obligations	7
Other types of transportation do not work for my commute schedule	5
I have access to free or inexpensive parking	9
My employer does not support other types of transportation, including work from home	0
My job requires use of a car/vehicle	2
I do not feel safe using other types of transportation	2
Lack of safe or connected routes for walking or bicycling	1
Other	2



Would any of the following options make you consider not driving alone to work?

Total Responses

Bus/train/ferry benefits	2
Employer shuttle access	0
Flexible schedules/ work from home options	8
Incentives for biking or walking	6
Secure bike parking, showers, lockers, etc.	3
Carpool/vanpool ride matching or subsidy	2
Guaranteed ride home	2
Dedicated carpool/HOV parking spaces	0
Other	1

