

WA State Investment Board

2100 Evergreen Park Dr SW

CTR ID: E13078

Survey summary

Survey dates from 11/04/2021 to 12/02/2021

Total responses: 69

Total employees: 83

Response rate: 83.1%

Meets threshold of 95 percent confidence level +/- 5 percent: Yes

Vehicle Miles of Travel (VMT) per employee: 4.6

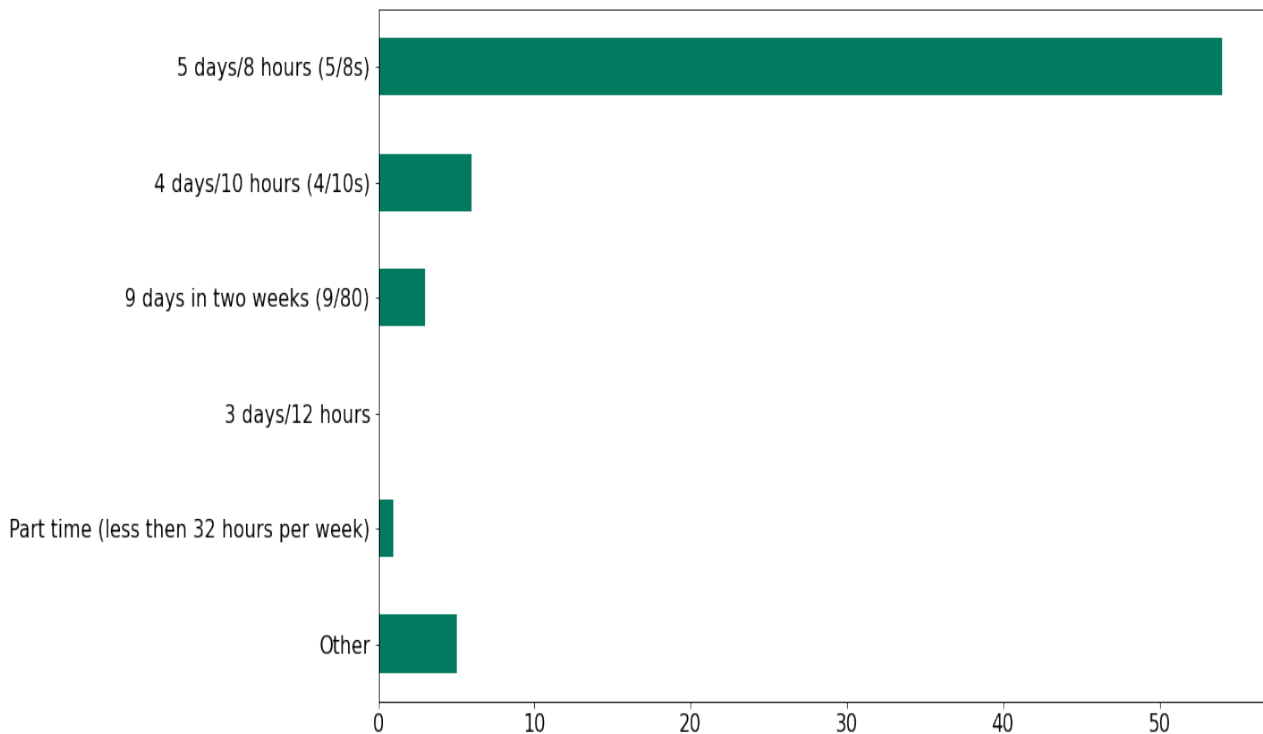
Non Drive Alone Trip (NDAT) rate: 77.0%

Total Annual Greenhouse Gas Emissions - All Employees (Metric Ton CO₂e): 84.3

Daily Greenhouse Gas Emissions per Employees (Pounds) Roundtrip: 8.5

Which of the following best describes your work schedule?


	Total Responses	Percentage of Respondents
5 days/8 hours (5/8s)	54	78.3
4 days/10 hours (4/10s)	6	8.7
9 days in two weeks (9/80)	3	4.3
3 days/12 hours	0	0.0
Part time (less than 32 hours per week)	1	1.4
Other	5	7.2
Total	69	99.0



During a typical week, how do you get to work each day?

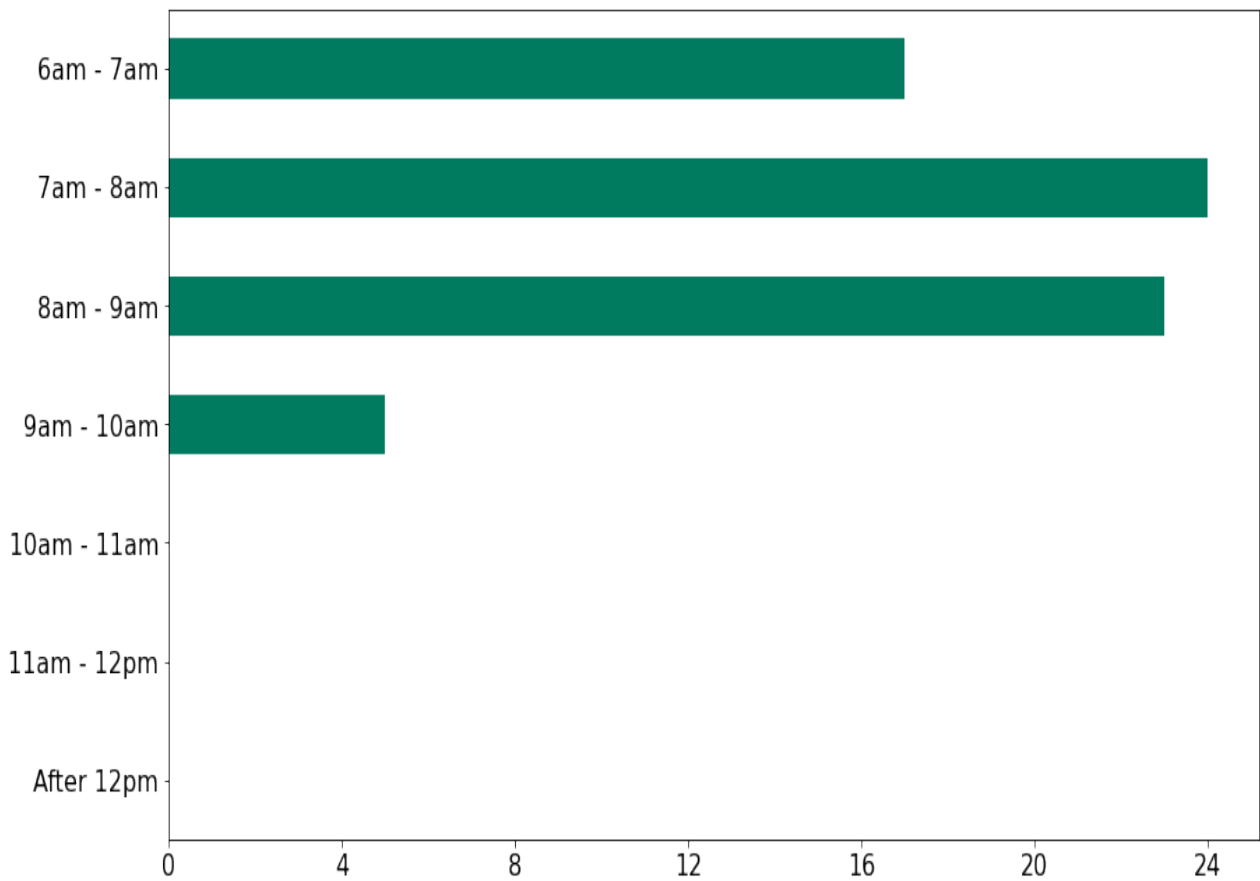
	Total Weekly Trips	Percent of Weekly Trips
Work from home	240	66.1
Walk	5	1.4
Bike	0	0.0
Bus	12	3.3
Train/ Light rail/Streetcar	5	1.4
Drove to ferry	0	0.0
Walk to ferry	4	1.1
Employer shuttle	0	0.0
Vanpool	5	1.4
Carpool	5	1.4
Compressed workweek day off	7	1.9
Uber/Lyft/Taxi	0	0.0
Drive alone	75	20.7
Motorcycle	5	1.4
Other	0	0.0
Total	363	100.0

Weekly Commute Modes Selected



When do you typically arrive at work?

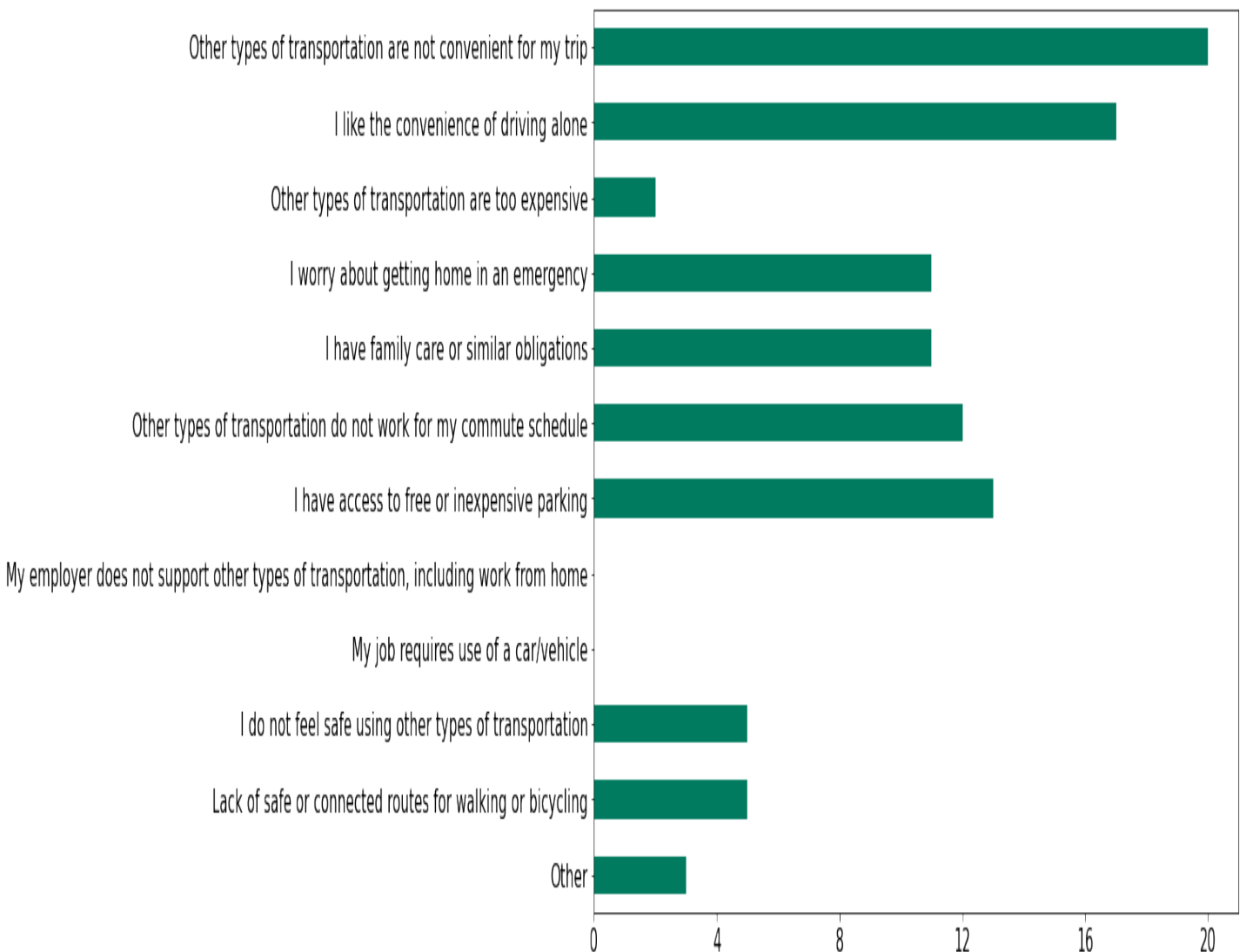
	Total Responses	Percentage of Respondents
6am - 7am	17	24.6
7am - 8am	24	34.8
8am - 9am	23	33.3
9am - 10am	5	7.2
10am - 11am	0	0.0
11am - 12pm	0	0.0
After 12pm	0	0.0



Why do you drive alone to work (when you choose this option)?

Total Responses

Other types of transportation are not convenient for my trip	20
I like the convenience of driving alone	17
Other types of transportation are too expensive	2
I worry about getting home in an emergency	11
I have family care or similar obligations	11
Other types of transportation do not work for my commute schedule	12
I have access to free or inexpensive parking	13
My employer does not support other types of transportation, including work from home	0
My job requires use of a car/vehicle	0
I do not feel safe using other types of transportation	5
Lack of safe or connected routes for walking or bicycling	5
Other	3



Would any of the following options make you consider not driving alone to work?

Total Responses

Bus/train/ferry benefits	1
Employer shuttle access	4
Flexible schedules/ work from home options	14
Incentives for biking or walking	1
Secure bike parking, showers, lockers, etc.	2
Carpool/vanpool ride matching or subsidy	3
Guaranteed ride home	1
Dedicated carpool/HOV parking spaces	0
Other	3

