

# WA State Patrol

## Collision Records Section

CTR ID: E13268

### **Survey summary**

Survey dates from 11/03/2021 to 11/17/2021

Total responses: 7

Total employees: 7

Response rate: 100.0%

Meets threshold of 95 percent confidence level +/- 5 percent: Yes

Vehicle Miles of Travel (VMT) per employee: 4.8

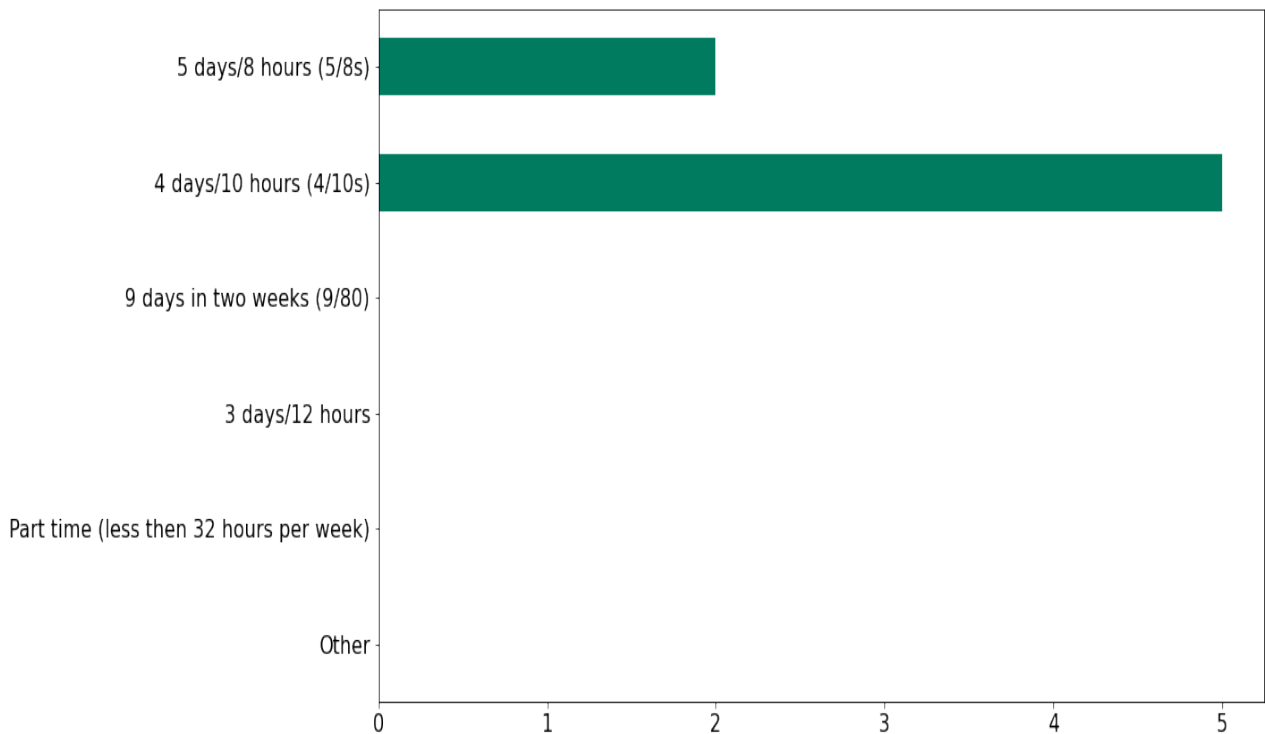
Non Drive Alone Trip (NDAT) rate: 71.4%

Total Annual Greenhouse Gas Emissions - All Employees (Metric Ton CO<sub>2</sub>e): 7.0

Daily Greenhouse Gas Emissions per Employees (Pounds) Roundtrip: 8.8

# Which of the following best describes your work schedule?

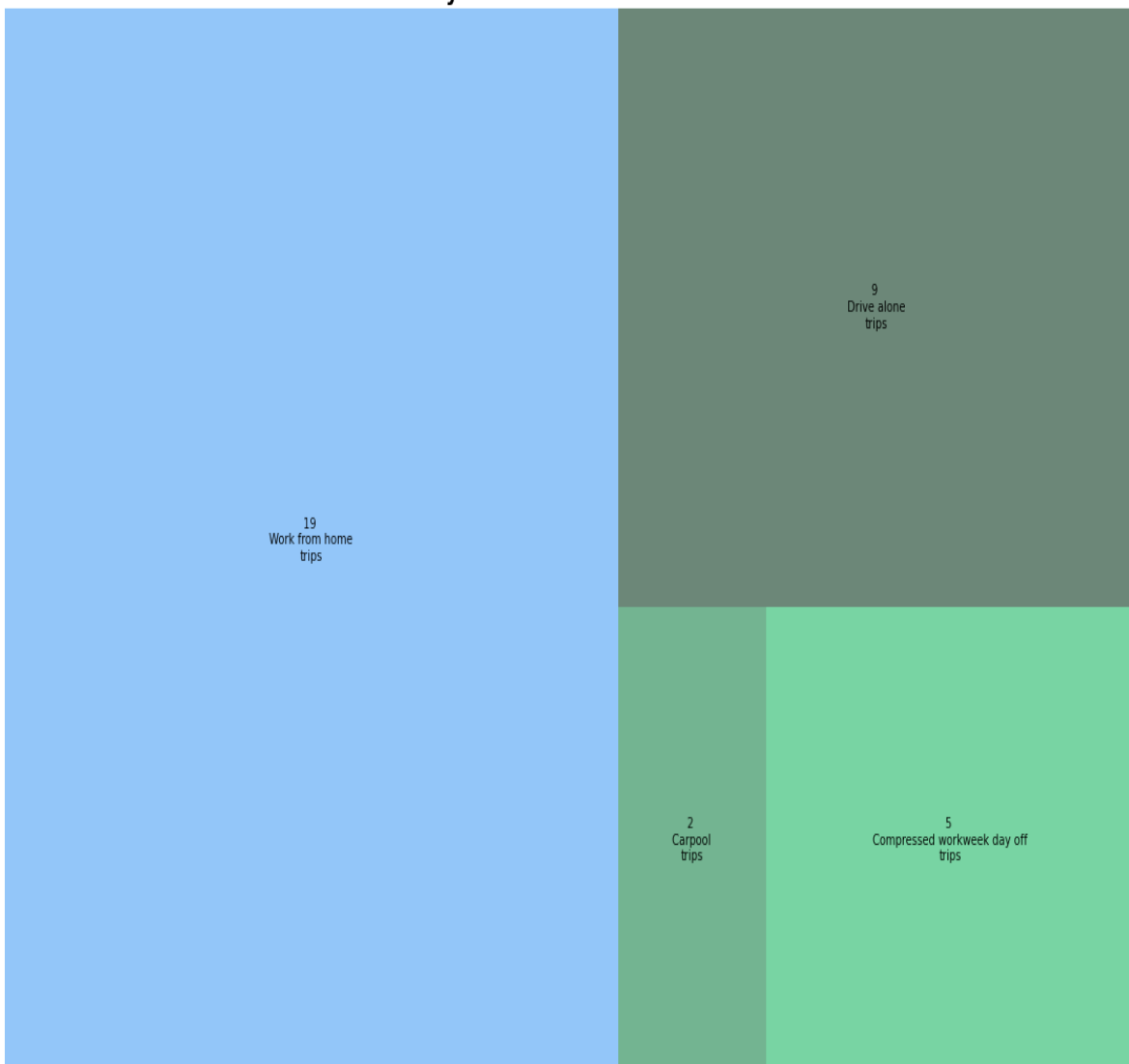
	Total Responses	Percentage of Respondents
5 days/8 hours (5/8s)	2	28.6
4 days/10 hours (4/10s)	5	71.4
9 days in two weeks (9/80)	0	0.0
3 days/12 hours	0	0.0
Part time (less than 32 hours per week)	0	0.0
Other	0	0.0
Total	7	100.0



# During a typical week, how do you get to work each day?

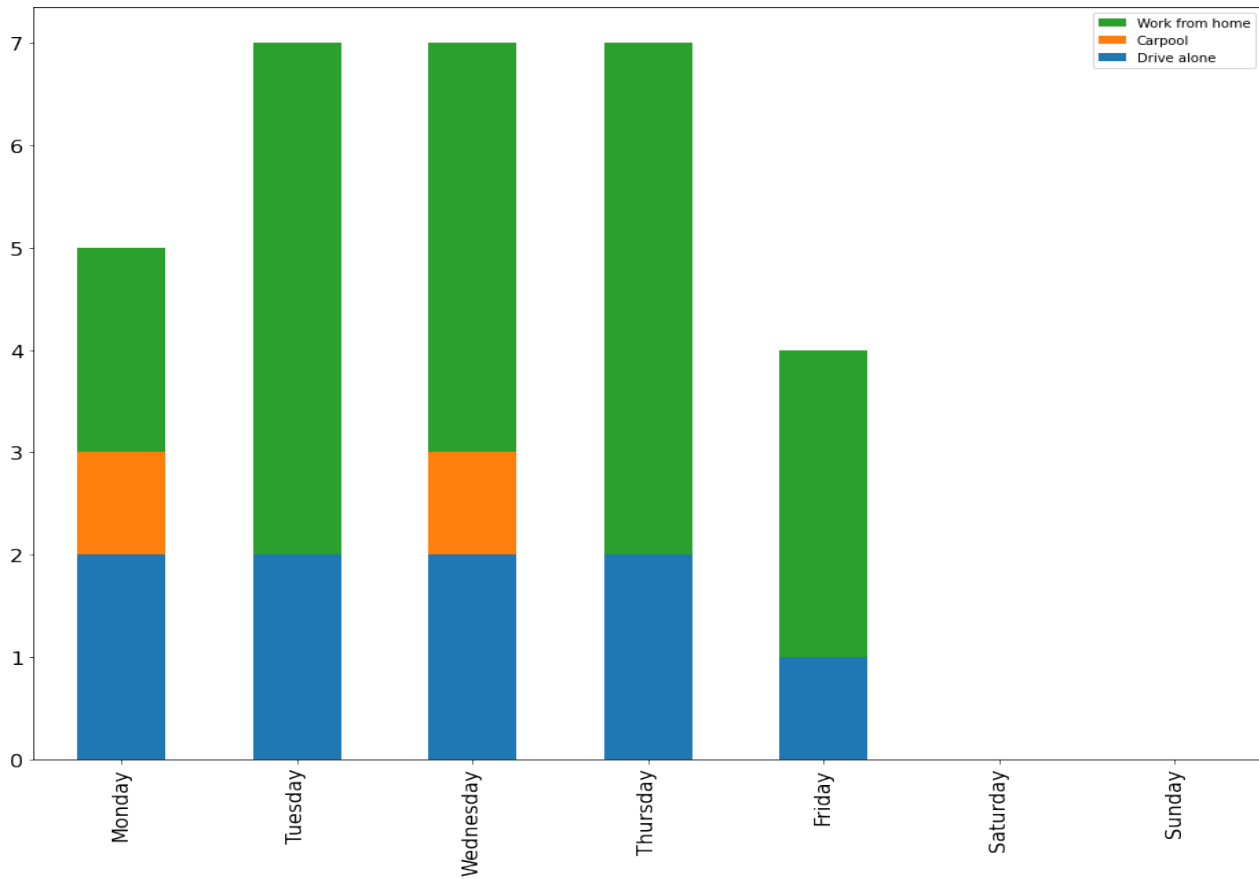
	Total Weekly Trips	Percent of Weekly Trips
Work from home	19	54.3
Walk	0	0.0
Bike	0	0.0
Bus	0	0.0
Train/ Light rail/Streetcar	0	0.0
Drove to ferry	0	0.0
Walk to ferry	0	0.0
Employer shuttle	0	0.0
Vanpool	0	0.0
Carpool	2	5.7
Compressed workweek day off	5	14.3
Uber/Lyft/Taxi	0	0.0
Drive alone	9	25.7
Motorcycle	0	0.0
Other	0	0.0
<b>Total</b>	<b>35</b>	<b>100.0</b>

Weekly Commute Modes Selected



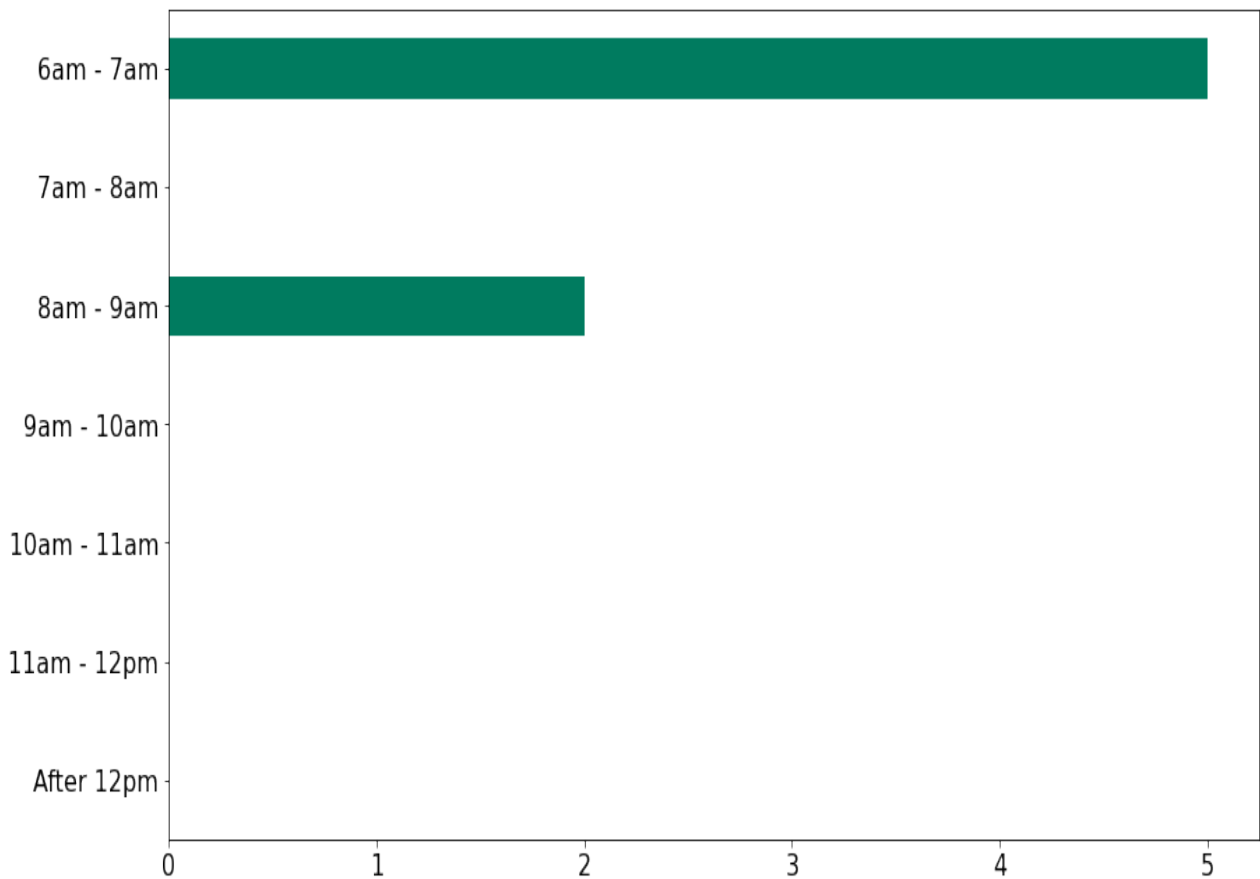
	Monday	Tuesday	Wednesday	Thursday	Friday	Saturday	Sunday
Work from home	2	5	4	5	3	0	0
Walk	0	0	0	0	0	0	0
Bike	0	0	0	0	0	0	0
Bus	0	0	0	0	0	0	0
Train/ Light rail/ Streetcar	0	0	0	0	0	0	0
Drove to ferry	0	0	0	0	0	0	0
Walk to ferry	0	0	0	0	0	0	0
Employer shuttle	0	0	0	0	0	0	0
Vanpool	0	0	0	0	0	0	0
Carpool	1	0	1	0	0	0	0
Uber/Lyft/Taxi	0	0	0	0	0	0	0
Drive alone	2	2	2	2	1	0	0
Motorcycle	0	0	0	0	0	0	0
Other	0	0	0	0	0	0	0

\*Compressed workweek day off total is calculated from Question 1 - Work schedule. Therefore, it is not possible to show in daily distribution.



# When do you typically arrive at work?

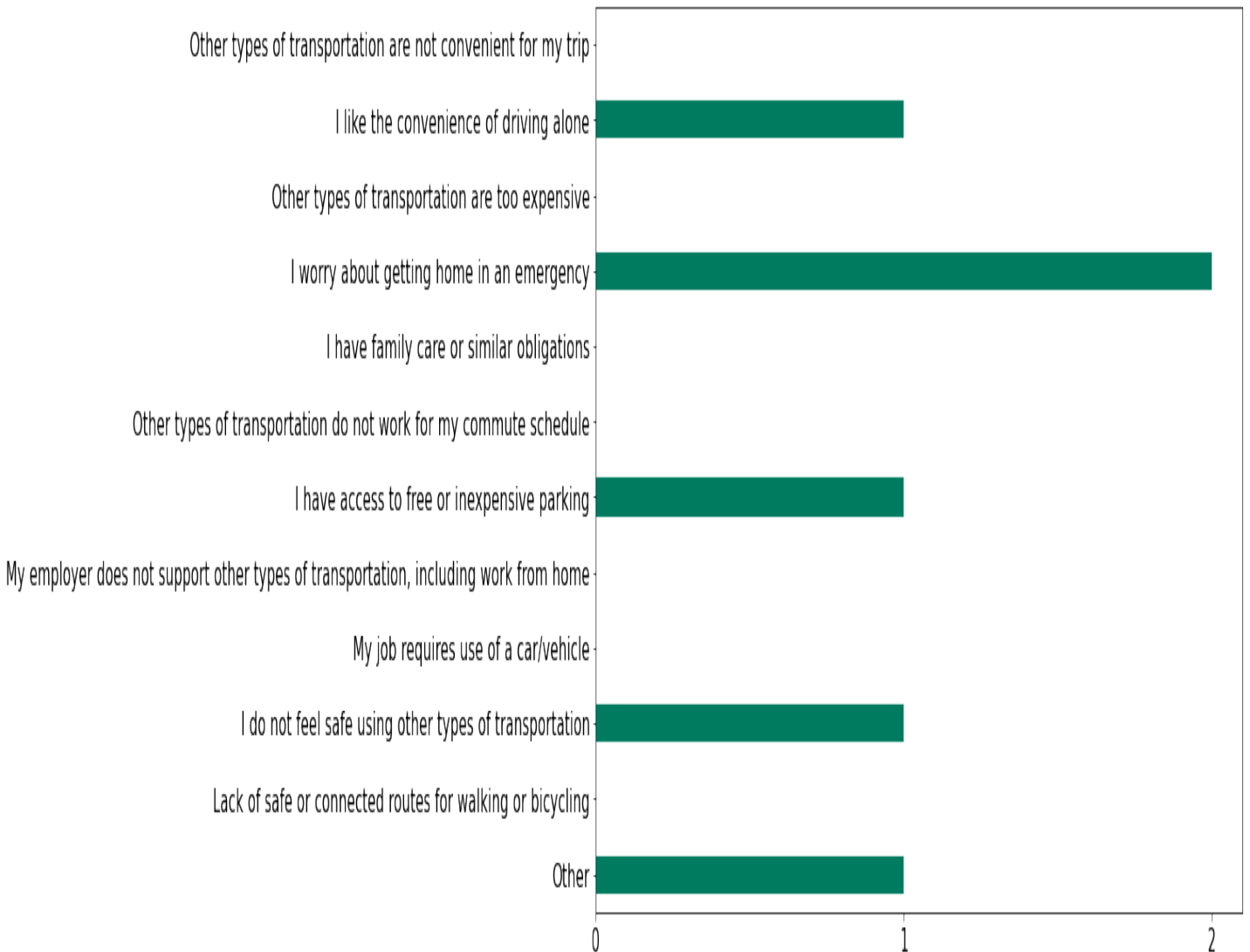
	Total Responses	Percentage of Respondents
6am - 7am	5	71.4
7am - 8am	0	0.0
8am - 9am	2	28.6
9am - 10am	0	0.0
10am - 11am	0	0.0
11am - 12pm	0	0.0
After 12pm	0	0.0



# Why do you drive alone to work (when you choose this option)?

Total Responses

Other types of transportation are not convenient for my trip	0
I like the convenience of driving alone	1
Other types of transportation are too expensive	0
I worry about getting home in an emergency	2
I have family care or similar obligations	0
Other types of transportation do not work for my commute schedule	0
I have access to free or inexpensive parking	1
My employer does not support other types of transportation, including work from home	0
My job requires use of a car/vehicle	0
I do not feel safe using other types of transportation	1
Lack of safe or connected routes for walking or bicycling	0
Other	1



Would any of the following options make you consider not driving alone to work?

**Total Responses**

	Total Responses
<b>Bus/train/ferry benefits</b>	0
<b>Employer shuttle access</b>	0
<b>Flexible schedules/ work from home options</b>	0
<b>Incentives for biking or walking</b>	0
<b>Secure bike parking, showers, lockers, etc.</b>	0
<b>Carpool/vanpool ride matching or subsidy</b>	0
<b>Guaranteed ride home</b>	0
<b>Dedicated carpool/HOV parking spaces</b>	0
<b>Other</b>	0

